

USC UPSTATE

Winthrop Eagles

2024-25 Record: 16-9, 6-4 Big South

2023-24 Record: 17-15, 8-8 Big South

Head Coach: Mark Prosser (4th season/8th overall)

Winthrop/Career Record: 71-50/113-126

Big South Record: 38-22



USC Upstate Spartans

2024-25 Record: 5-20, 1-9 Big South

2023-24 Final Record: 10-20, 5-11 Big South

Head Coach: Marty Richter (1st season/3rd season)

USC Upstate/Career Record: 5-20/62-29

Big South Record: 1-9

WINTHROP



TIP-INS

- Eagles are in their 47th season of basketball overall and 40th in the Big South Conference
- After the win at Charleston Southern the Eagles are tied for 3rd place in the Big South standings (Longwood)
- Eagles looking to earn back-to-back road wins in league play since doing so at the start of league play in 2023-24 (at Upstate/at PC)
- Won first meeting 95-76 and looking for regular season sweep for second straight year
- On Nov. 17 the Eagles captured the program's 800th win all-time (813-621)
- The victory was also the 100th career win for head coach Mark Prosser
- Winthrop is 232-151 all-time in the month of February
- Earned 10 wins prior to league play for first time since 2015-16

HOW THEY MATCHUP



| | | |
|------|-----------------|------|
| 84.7 | Scoring | 74.1 |
| .468 | FG% | .458 |
| .316 | 3FG% | .297 |
| 7.4 | 3FGM PG | 6.5 |
| .664 | FT% | .680 |
| 39.1 | Rebounding | 34.4 |
| 12.2 | Assists | 13.2 |
| 8.4 | Steals | 7.0 |
| 3.5 | Blocks | 2.1 |
| 12.8 | Turnovers PG | 14.5 |
| 77.6 | Scoring Defense | 82.3 |
| .435 | FG% Defense | .476 |
| .350 | 3FG% Defense | .345 |
| +1.8 | Rebound Margin | -2.2 |
| +2.2 | Turnover Margin | -2.5 |
| W3 | W/L Streak | L8 |

GAME INFORMATION

Game 26: Winthrop at USC Upstate

Feb. 8, 2025 | 2:00 p.m. (EST)

Spartanburg, S.C. | G.B. Hodge Center (837)

Radio: Winthrop Sports Network

Station: 94.3 FM | WGNC AM1450/101.1FM | ESPN730

Play-by-Play: Mike Pacheco

Analyst: Michael Jenkins

Television: ESPN+

Play-by-Play:

Analyst:

---Series History vs. USC Upstate---

Overall..... 20-10

Last Meeting 1/2/25

Result W, 95-76

Current Streak W3

at G.B. Hodge Center..... 9-5

Streak at G.B. Hodge Center W1

In Overtime 2-0

Most Points (WIN)..... 107 (12/13/20)

Most Points (UPST)..... 100 (11/29/79)

Prosser vs. USC Upstate 5-2

Prosser vs. USC Upstate (away) 2-1

2024-25 Schedule/Results

16-9, 6-4 Big South

NOVEMBER (6-3)

| | | |
|----|--------------------------|-----------|
| 4 | Piedmont | W, 125-65 |
| 9 | Little Rock (Homecoming) | W, 82-67 |
| 11 | at Virginia Tech (ACCNX) | L, 58-52 |
| 15 | + William & Mary | W, 86-85 |
| 16 | + Georgia Southern | L, 89-87 |
| 17 | + North Carolina Central | W, 77-75 |
| 22 | at Louisville (ACCNX) | L, 76-61 |
| 25 | LIU | W, 87-65 |
| 27 | Averett | W, 99-56 |

DECEMBER (4-2)

| | | |
|----|--------------------------|---------------|
| 3 | at Queens | W, 86-78 |
| 7 | Coastal Carolina | W, 96-89 |
| 12 | + Bob Jones | W, 103-55 |
| 17 | at Florida State (ACCNX) | L, 82-64 p.m. |
| 21 | Mercer | W, 102-97 |
| 29 | at Indiana | L, 77-68 |

JANUARY (4-4)

| | | |
|----|------------------------|-----------------|
| 2 | * USC Upstate | W, 95-76 |
| 4 | * at Radford | L, 87-67 |
| 8 | * at Gardner-Webb | L, 89-83 |
| 11 | * Longwood | W, 95-76 |
| 15 | * Charleston Southern | W, 102-97 (3OT) |
| 18 | * at UNC Asheville | L, 93-84 |
| 25 | * at High Point | L, 84-62 |
| 29 | * Presbyterian College | W, 76-67 |

FEBRUARY (2-0)

| | | |
|----|---------------------------|-----------|
| 1 | * Gardner-Webb | W, 96-93 |
| 5 | * at Charleston Southern | W, 83-65 |
| 8 | * at USC Upstate | 2:00 p.m. |
| 12 | * Radford | 6:30 p.m. |
| 15 | * High Point | 2:00 p.m. |
| 19 | * at Presbyterian College | 7:00 p.m. |
| 26 | * at Longwood | 7:00 p.m. |

MARCH (0-0)

| | | |
|-----|------------------------|-----------|
| 1 | * UNC Asheville | 4:00 p.m. |
| 5-9 | # Big South Tournament | TBD |

+ (Played at Rock Hill Sports & Events Center - Rock Hill, SC)

* Big South Conference Game

Big South Tournament (Freedom Hall - Johnson City, Tenn.)

Games on ESPN+ unless otherwise noted

All Games (EST)

PROBABLE STARTERS



| 2 | JOLLY | 10 | JOHNSON | 11 | HARRISON | 12 | DOUCET | 4 | TALFORD |
|------|-------|------|---------|------|----------|------|---------|------|---------|
| Sr. | Guard | Sr. | Guard | Sr. | Guard | Sr. | Forward | Sr. | Forward |
| MIN. | 12.0 | MIN. | 27.4 | MIN. | 29.7 | MIN. | 24.4 | MIN. | 27.0 |
| PPG | 3.8 | PPG | 12.1 | PPG | 13.0 | PPG | 13.9 | PPG | 16.1 |
| RPG | 0.8 | RPG | 2.8 | RPG | 2.3 | RPG | 5.5 | RPG | 7.9 |
| APG | 0.9 | APG | 1.5 | APG | 3.7 | APG | 1.0 | APG | 0.8 |
| FG% | 41.1 | FG% | 42.2 | FG% | 50.0 | FG% | 51.3 | FG% | 64.9 |
| 3FG% | 29.5 | 3FG% | 31.5 | 3FG% | 36.1 | 3FG% | 36.6 | 3FG% | 65.7 |

Athletic Communications/MBB Contact
Brett Redden - Asst. AD for Communications
(803) 367-1649 / reddennb@winthrop.edu

2024-25 Winthrop Basketball Roster

NUMERICAL ROSTER

| NO. | NAME | YR. | POS. | HT. | WT. | HOMETOWN/PREVIOUS SCHOOL |
|-----|-----------------|-------|------|------|-----|---|
| 1 | Isaiah Wilson | Sr. | G | 6-1 | 180 | Pittsburgh, Pa./ Richmond |
| 2 | Ryan Jolly | Gr. | G | 6-3 | 180 | Martinez, Ga. / Piedmont University |
| 3 | Paul Jones III | Fr. | G | 6-4 | 170 | Suffolk, Va. / Combine Academy |
| 4 | Kelton Talford | Sr. | F | 6-7 | 200 | Great Falls, S.C./ Great Falls H.S. |
| 5 | Yoro Diallo | R-So. | F | 6-8 | 210 | Cincinnati, Ohio/ Moeller H.S. |
| 8 | Cam Christy | Jr. | G | 6-4 | 200 | Walton, Ky. / Mount St. Joseph University |
| 10 | Nick Johnson | Sr. | G | 6-4 | 200 | Bronx, N.Y./ New Hampshire |
| 11 | Kasen Harrison | Sr. | G | 6-2 | 200 | Beaumont, Texas/ Lamar |
| 12 | K.J. Doucet | Sr. | F | 6-7 | 230 | Austell, Ga./ Fort Valley State |
| 13 | Clay Howard | Jr. | G | 6-3 | 180 | Aiken, S.C./ Aiken H.S. |
| 14 | Noah Van Bibber | So. | G | 6-5 | 190 | Debary, Fla./ Concord Academy |
| 15 | Tommy Kamarad | Sr. | F | 6-8 | 205 | Buford, Ga. / Arkansas Tech |
| 21 | Tai Hamilton | So. | F | 6-10 | 200 | Charlotte, N.C. / William & Mary |
| 22 | Henry Harrison | So. | G | 5-11 | 175 | Lewisburg, Pa./ Lewisburg H.S. |
| 51 | Logan Duncomb | Jr. | C | 6-10 | 230 | Cincinnati, Ohio / Xavier |
| 55 | Bryce Baker | Jr. | G | 6-5 | 200 | Mooreville, N.C. / Old Dominion |

COACHING STAFF

Head Coach—Mark Prosser (Marist, '02)
Associate Head Coach—Tony Rack (Northern Kentucky, '12)
Associate Head Coach—Monty Sanders (Elon, '09)
Assistant Coach—Mitchell Hill (Tennessee Tech, '15)
Director of Basketball Operations—Kaylin Johnson (Samford, '12)
Video Coordinator—Matt Erps (Winthrop, '18)
Director of Player Development—Andre Smith (Winthrop, '15)
Special Assistant to Head Coach—Thomas Lefler (Western Carolina, '22)

PRONUNCIATION GUIDE

| | |
|-------------------------|--------------------|
| 4-Kelton Talford | TAL-FERD |
| 5-Yoro Diallo | YOR-OWE DEE-ALL-OH |
| 12-K.J. Doucet | DEW-SET |
| 15-Tommy Kamarad | CAM-UH-RAD |
| 51-Logan Duncomb | DONE-COME |

RADIO / TV PLAYER PHOTO CHART



Isaiah Wilson
G, 6-1, Sr.
Pittsburgh, Pa.



Ryan Jolly
G, 6-3, Gr.
Martinez, Ga.



Paul Jones III
G, 6-4, Fr.
Suffolk, Va.




Kelton Talford
F, 6-7, Sr.
Great Falls, S.C.



Yoro Diallo
F, 6-8, R-So.
Cincinnati, Ohio




Cam Christy
G, 6-4, Jr.
Walton, Ky.



Nick Johnson
G, 6-4, Sr.
Bronx, N.Y.




Kasen Harrison
G, 6-2, Sr.
Beaumont, Texas



K.J. Doucet
F, 6-7, Sr.
Austell, Ga.




Clay Howard
G, 6-3, Jr.
Aiken, S.C.



Noah Van Bibber
G, 6-5, So.
Debary, Fla.



Tommy Kamarad
F, 6-8, Sr.
Buford, Ga.



Tai Hamilton
F, 6-10, So.
Charlotte, N.C.



Henry Harrison
G, 5-11, So.
Lewisburg, Pa.



Logan Duncomb
C, 6-10, Jr.
Crystal Lake, Ill.



Bryce Baker
G, 6-5, Jr.
Mooreville, N.C.



Mark Prosser
HEAD COACH



EAGLE EYE VIEW OF THE TEAM

WINTHROP SERIES HISTORY VERSUS USC UPSTATE

- Spartans and Eagles meet for the second time this season and it marks the 31st meeting all-time
- Winthrop opened conference play with a 95-76 victory over the Spartans on Jan. 2
- Eagles improved to 15-2 all-time against Upstate since both programs became NCAA D1 members
- In 30 meetings all-time, the Eagles have scored 2,282 points (76.07 ppg) and Upstate has scored 2,136 points (71.2 ppg)
- In the Eagles last trip to the G.B. Hodge Center they held on for an 82-80 overtime victory and have won eight of the last nine on the road in this series
- A win would give the Eagles a regular season sweep of the Spartans for the second consecutive season

ON THE ROAD IN BIG SOUTH

- Snagged first league road win on Wednesday with an 83-65 win at Charleston Southern
- Are 1-4 on the road and looking for back-to-back road wins in league play since early January of 2024 (won at Upstate/at PC)
- In five league road games the Eagles are averaging 75.8 ppg and allowing 83.6 ppg
- Opponents are outrebounding the Eagles 38.8 - 31.4 (-7.4)
- In the loss to Gardner-Webb the Eagles missed 17 free throws (21-for-38)
- The loss at Radford was the first loss on the road in league play by 20 or more points since 2/15/14 when the Eagles fell 84-64 at Charleston Southern
- Eagles fell by 22 at High Point which is just the 4th time since 2000-01 the Eagles lost by 20 or more in a conference road game (twice this season)
- Finished 4-4 in league play last season with the final road loss coming at High Point in a 100-96 overtime loss
- Eagles are 33-16 in the last 49 conference road games
- Under Prosser the Eagles are 15-16 in four seasons on the road
- Eagles have an all-time record of 151-150 in league road games

EAGLES ON THE ROAD

- Picked up first road win of the season, 86-78 at Queens on Dec. 3, but are 1-7 on the season
- Have now dropped six straight on the road after loss at High Point
- Four losses on the road are vs. Power 4 opponents in Virginia Tech (58-52), Louisville (76-61), Florida State (82-64) and Indiana (77-68)
- Have an all-time road mark of 267-383 and 215-330 at the NCAA D1 level
- Over the last seven seasons the Eagles are 64-60 on the road
- Averaging 71.0 ppg while shooting 41 percent from the field
- Allowing 78.9 ppg and opponents are shooting 47 percent
- Winthrop had 92 more free throw attempts on the road than opponents (averaging 26.9 attempts per road game) in 2023-24

EAGLES IN BIG SOUTH

- Eagles are back over .500 in league play after the win over Gardner-Webb and sitting in a three-way tie for third with Radford and Longwood
- Opened league play with a win for the second straight season and have won 11 of the last 12
- Sitting 5-4 for a second straight season and the 8th time in program history
- The 96 points vs. Gardner-Webb was the fourth conference game in which the Eagles have scored 95 or more points
- In the loss to High Point the Eagles (who leads the league) had a season-low six offensive rebounds
- Eagles have dropped four league games, which have come against three of the Top 4 teams in the league standings
- Those four teams have a combined league record of 28-16
- It was the first triple overtime game for the Eagles since Jan. 13, 2024 in a 92-88 win over Radford
- Eagles now have an all-time overtime record of 44-32 and are a perfect 4-0 in triple overtime games
- Lead the Big South in scoring in all games (84.7 ppg) and second in conference games only (84.3 ppg)
- Opponents have hit 10 threes in four of the nine league contests and in two games opponents had nine
- Missed 17 free throws in the loss at Gardner-Webb (21-for-38), which is the most missed free throws in a league game since 20 on Feb. 28, 2024 at High Point (30-50)
- In the second meeting with Gardner-Webb the Eagles missed 14 free throws (26-for-40), but this time ended up with the win
- Committed just nine turnovers at High Point and have dropped three straight games committing fewer than 10 turnovers
- Winthrop has dropped the last six league games in which it had fewer than 10 turnovers
- Shooting 49 percent in nine league games (.494) and averaging 84.3 ppg
- The 95 points vs. USC Upstate tied for the second-most scored in a Big South opener, which happened to be against USC Upstate in 2020
- The record is 108, which they achieved vs. VMI in 2007
- Lead the league in steals per game at 8.4 and offensive rebounds (13.0)
- Eagles haven't led the conference in steals per game since 2020-21 and just twice in the history of the league (other was 2005-06)
- Last year the Eagles started league play 4-0 for the first time since 2021-22 and the 4th time in the last five seasons
- It was the 8th 4-0 start in program history (in 2006-07 the Eagles went 14-0 in league play)
- Finished with an 8-8 mark for a 4th place finish in the standings
- Have 12 straight seasons with at least a .500 or better record in conference
- The Eagles are 54-22 in conference play over the last five seasons and 69-25 over the last six
- This game marks the 600th regular season conference game all-time for the Eagles
- Hold an all-time regular season league record mark of 356-244 (.593)
- The 356 victories are the most by any Big South member

LOOKING BACK AT 2023-24

- Season ended with a 69-56 loss to 5th-seeded Longwood, the eventual Big South Champion
- Returned 4-of-5 starters from last year's team that was 17-15 overall
- All four returning starters were also the Top 4 in scoring from 2023-24
- Two-Time All-Big South First Team selection Kelton Talford is the top returner as he led the team with 14.1 ppg and 5.8 rpg
- K.J. Doucet was second on the team in scoring at 12.4 ppg and second on the team with 51 made threes
- Kasen Harrison was also in double-figures at 11.3 ppg and led the team with 3.8 apg (ranked 3rd in Big South)
- Nick Johnson averaged 10.4 ppg and led the team with 44 steals, while ranking 4th in the Big South at 1.4 per game

TEAM NEWS

- This is the program's 1,435th game as Winthrop holds an all-time record of 813-621
- The win over PC secured a .500 record in the month of January, avoiding the first losing record in January since 2012-13
- Opened February with a win over Gardner-Webb, the 5th time in the last six seasons the Eagles have opened the month with a win
- Suffered largest margin of defeat on the season at High Point (-22)
- Played in 4th triple overtime game in program history and defeated Charleston Southern 102-97 to improve to 4-0 all-time
- After just one triple overtime game in the program's first 40 seasons, the Eagles have gone to triple overtime three times in the last seven seasons
- Averaging 84.7 ppg through 25 games and getting into the zone where setting a program record for scoring is a reality
- Program record for points per game in a single-season is 83.6 ppg set by the 1992-93 squad (30 games)
- Led by as much as 26 points in the 95-76 win over Longwood and connected on a season-high 14 threes
- Dropped back-to-back games for the first time this season after the loss at Gardner-Webb
- Suffered a 20-point road loss at Radford on Jan. 4
- It was the largest margin of defeat on the season and largest in conference play since 2013-14
- It's happened just once since the 2019-20 season
- Eagles reached 90-plus points for the sixth time this season after defeating USC Upstate 95-76
- Used a 25-0 second half run to open the game up, which is a season-best run
- The previous best was a 21-0 run in the win over Bob Jones
- The win over Upstate was the 10th home win of the season, which is 10 or more home wins for a 13th straight season
- Reached 10 wins before conference play for first time since 2015-16 (1-of-4 Big South programs with 10 or more this season)
- Posted the 45th all-time 100 point game in the 102-97 triple overtime victory over Charleston Southern (43-2 all-time)
- It was the 19th 100-point game vs. a D1 opponent as the Eagles are 17-2 in those games

EAGLE EYE VIEW OF THE TEAM

- Of the Eagles non-conference D1 opponents, six of them have winning records as of Jan. 15 and seven are .500 or better (two of them sitting one game under .500)
- Eagles have five 1,000 point scorers on this year's roster, tied for the 3rd most in the nation (D1) as Kentucky/Minnesota/Ole Miss lead the way with seven
- Teams with six are Alabama, Kansas and Oklahoma State while Winthrop, Auburn, Gonzaga, Nebraska, Oregon, Southern California, Texas, UC San Diego and Xavier have five
- In the win over Bob Jones, Winthrop connected on 12 threes, the third time with 10 or more in a game this season (all three vs. Non-D1 opponents)
- In the first half of the game at FSU, Kelton Talford grabbed an offensive rebound and made a layup which was the 100,000th point in the history of the program
- Talford has made over 1,600 of those points personally and ranks 4th all-time in program history
- The 2023-24 team set the NCAA D1 program record for free throws made (601) and free throws attempted (856) for a single-season
- The 18.8 free throws made per game were a program record, as were the 26.8 free throw attempts per game
- Attempted 238 more free throws than opponents and made 601, which was nearly as many as opponents attempted (618)
- Winthrop led the nation in free throw attempts per game (26.8)
- Eagles finished 9th in the nation in total free throw attempts, 16th in free throws made
- Through 25 games this year the Eagles are averaging 30.0 free throw attempts a game and have attempted 184 more free throws than their opponents
- The 30.0 free throw attempts lead the nation in attempts per game (games through Feb. 5) and are the only team averaging 30 or more (next closest is South Dakota at 28.1)
- Winthrop has made 498 free throws for 19.9 per game, which leads the nation (next best is Missouri at 19.9)
- In the win over Mercer, the Eagles attempted 48 free throws, the 5th game this season in which they have attempted 40 or more
- The '23-24 team had just two games all season with 40 or more free throw attempts despite setting program's D1 record for free throws made and free throws attempted
- Have attempted 20 or more free throws in 23-of-25 games, 30 or more 12 times and 40 or more in six games
- In the win over Coastal, the Eagles had just five turnovers, the first time since Mar. 8, 2015 against Coastal Carolina in the 2015 Big South Title Game (lost 81-70)
- That season the Eagles had 10 games with fewer than 10 turnovers (have six this season)
- Picked up first road win of the season with an 86-78 win at Queens on Dec. 3
- Was the first non-conference road game win in the state of North Carolina since Nov. 22, 2010 when the Eagles won 83-74 at Wake Forest
- Mark Prosser coached his 100th game as head coach of the Eagles on Nov. 15 and captured his 100th career win the same day
- The win also marked the 800th in program history
- Eagles got after it defensively vs. LIU, recording 10 blocks and getting 12 steals while holding LIU to 65 points (tied for fewest points allowed by the Eagles this season)
- It is the first time this season the Eagles have had double-digit blocks and steals in the same game
- In fact it's the first time Winthrop has had 10 or more blocks in a single-game since Feb. 10, 2018 as they had 10 at High Point
- The last time the Eagles had 10 or more blocks and 10 or more steals in the same game was Jan. 7, 2010 vs. VMI (11 blocks, 13 steals)
- Eagles went 2-1 in the Rock Hill Classic and all three matchups being one possession games
- The 100th win for Prosser came on a buzzer-beater by junior transfer Bryce Baker with a corner three
- It was the first buzzer beater win for the Eagles since Keon Johnson's jumper as time expired in an 86-84 victory at Radford on Jan. 13, 2016
- In games versus D1 opponents this season the Eagles are 13-9 overall and averaging 81.4 ppg while allowing 80.2 ppg
- The first loss of the season came at Virginia Tech, 58-52
- The loss came two days after the Eagles earned their 2-0 start since the 2021-22 season after the win over Little Rock
- The 58 points were the second-lowest the Eagles have ever allowed vs. an ACC opponent
- This was the first loss by the Eagles when holding an opponent under 60 points since falling 57-55 to UNC Asheville at home on Jan. 29, 2021
- In the win over Little Rock, the Eagles opened the second half on a 16-4 run for a double-digit lead and never looked back
- It was the second straight game this season, the Eagles dominated the glass 52-32
- It was also the second straight game the Eagles had 20-plus offensive rebounds (21 vs. Little Rock)
- Eagles opened with a 60-point victory over Piedmont on Nov. 4
- The 60-point win was the second-largest margin of victory in program history
- Hauled in 63 rebounds vs. Piedmont, first time grabbing 60 or more rebounds in a game since 2019 vs. Pfeiffer (61)
- The Eagles matched a program record for offensive rebounds with 28 that was set Dec. 2, 2023 against Coastal Carolina
- Also finished with 64 points in the paint and 38 second-chance points
- Hold an all-time mark of 130-95 in the month of November, 139-150 in the month of December, 256-189 in January and 232-152 in February
- Since 2016-17 the Eagles are 23-5 in home games during the month of November, 29-17 in December, 32-9 in January and 44-18 in February

CURRENT BIG SOUTH MEMBERS

(ranked by overall wins)

| School | Since (2012-13) | | 2024-25 | 2024-25 |
|----------------------|-----------------|-----------|---------|-----------|
| | Overall | Big South | Overall | Big South |
| Winthrop | 257-145 | 148-68 | 16-9 | 6-4 |
| UNC Asheville | 225-176 | 132-78 | 16-6 | 7-1 |
| Radford | 231-183 | 126-90 | 15-10 | 5-5 |
| Gardner-Webb | 218-192 | 128-89 | 9-13 | 4-5 |
| High Point | 215-184 | 123-92 | 20-5 | 8-2 |
| Longwood | 175-239 | 85-132 | 16-8 | 5-4 |
| USC Upstate** | 148-226 | 39-71 | 5-20 | 1-9 |
| Presbyterian College | 129-272 | 57-158 | 10-15 | 3-7 |
| Charleston Southern* | 105-234 | 55-129 | 8-17 | 4-6 |

(Games Through Feb. 5, 2024)

* Charleston Southern had 51 wins (31 conference wins and 3 conference tournament wins vacated)

** USC Upstate overall record from 2012-13 - 2017-18 in Atlantic Sun Conference



Piedmont - Ryan Jolly
 Little Rock - Kasen Harrison
 at Virginia Tech - Kasen Harrison
 William & Mary - Bryce Baker
 Georgia Southern - Kasen Harrison
 NC Central - Kelton Talford
 at Louisville - Kelton Talford
 LIU - Kelton Talford
 Averett - Paul Jones III
 at Queens - Nick Johnson
 Coastal Carolina - K.J. Doucet
 Bob Jones - Kelton Talford
 at Florida State - Nick Johnson
 Mercer - Nick Johnson
 at Indiana - Kelton Talford
 USC Upstate - Kelton Talford
 at Radford - Kelton Talford
 at Gardner-Webb - Kelton Talford
 Longwood - Kasen Harrison
 Charleston Sou. - Nick Johnson
 at UNC Asheville - Bryce Baker
 at High Point - Kasen Harrison
 Presbyterian - Kelton Talford
 Gardner-Webb - Kasen Harrison
 at Charleston Sou. - Kelton Talford
 at USC Upstate -
 Radford -
 High Point -
 at Presbyterian -
 at Longwood -
 UNC Asheville -

NEXT EAGLES WIN WILL...

- Mark the second 4-game win streak of the season
- Give Prosser his 112th career win and 107th win as an NCAA D1 coach
- Give the program 814 victories all-time
- Be the 673rd all-time at the NCAA D1 level
- Mark the 357th Big South regular season win all-time

WINTHROP

All-Time Head Coaches (Wins)

| Coach | Wins | Losses | Pct. |
|----------------|------|--------|------|
| Gregg Marshall | 194 | 83 | .700 |
| Pat Kelsey | 186 | 95 | .663 |
| Nield Gordon | 160 | 100 | .615 |
| Randy Peele | 77 | 82 | .484 |
| Steve Vacendak | 74 | 98 | .430 |
| Mark Prosser | 71 | 50 | .587 |
| Dan Kenney | 51 | 113 | .331 |

- The win over Averett was the 6th win in the month of November, tying a program record set back in 1980-81 which is the only other time an Eagle team won six games in November
- With the win over Bob Jones, the Eagles ensured at least a .500 or better record in December for a second straight season (4-3 last year) and the fourth time in the last five years
- Voted to finish second in the Big South Conference Preseason Poll (1 first-place vote) for the second time in the last three seasons
- Winthrop has 10 or more threes in 41 games in the Prosser Era (Hold a 32-9 record in those 41 contests)
- Over the last four seasons Winthrop is 92-13 when leading at the half (149-24 since the start of the 2015-16 season/163-33 since the 2014-15 season)
- In the last 12 seasons the Eagles are 185-27 when leading at the half, 46-98 when trailing and 10-4 when tied
- In Big South contests since 2013-14, the Eagles are 122-16 when leading at the half, 34-42 when trailing and 7-3 when tied
- In the last 213 victories, the Eagles have won by double-figures in 129 of them (61%)
- Over the last 12 seasons Winthrop is 175-69 when attempting 20 or more free throws, 55-14 when attempting 30 or more, 12-3 when attempting 40 or more and 1-1 when attempting 50-plus
- During that same time span, Winthrop is 78-73 when it has less than 20 free throw attempts
- Have won 16 of the last 19 games attempting 30 or more free throws after having lost 4-of-5 prior
- In the last 12 seasons Winthrop is 79-12 when making 10 or more threes and attempting 20 or more free throws in same game
- Since 2012-13 the Eagles have more wins than any other Big South Conference school (256), 31 more than the next team (UNC Asheville -225)

- Have hit at least one three-point basket in 406 consecutive games
- Now have 13 straight seasons with 10 or more home wins
- Have been Top 3 scoring in the Big South for 10 straight seasons
- Had a streak of 20 or more free throw attempts come to an end at Charleston Southern
- 11 straight wins at the Winthrop Coliseum

- In his fourth season as head coach of the Eagles and 8th season overall as a head coach
- He became the 7th head coach in program history and joined all previous head coaches in winning their first game coaching the Eagles
- Coached in his 100th game at the helm of the Eagles on Nov. 15 and earned his 100th career win in the same game
- Coached his 200th game and earned his 50th victory at Winthrop on Jan. 10 and earned an 81-71 road win
- Mark Prosser is coaching in his 239th game (211th at NCAA D1 level)
- Led the Eagles to 23 wins in 2021-22, the most by any first-year head coach in program history
- Prosser joined Steve Vacendak, Gregg Marshall and Randy Peele as the only coaches to start their Winthrop career 2-0
- Became 1-of-3 Winthrop coaches to win their first Big South Conference regular season game and to start 2-0 (Dan Kenney/Gregg Marshall) and just Prosser and Marshall began their Big South career 5-0
- First Winthrop coach to reach at least 11 league wins in first season at the helm (finished with 14)
- Guided the team to its first ever win over a PAC 12 opponent with an 82-74 win at Washington (11/27/21)
- Came to the Eagles after three years as head coach of Western Carolina
- In his second season with the Catamounts he and his staff put together the nation's second biggest turnaround in D1 men's basketball (12-win improvement)
- Spent six seasons at Winthrop as an Associate Head Coach (Assistant coach - 1st year)
- Holds a career record of 113-126 (107-103) at the NCAA D1 level)
- Graduated from Marist and then became a student assistant three seasons before joining the staff at Wofford as an assistant coach in 2002-03
- After one season he became an assistant coach at Bucknell (2003-08)
- While at Bucknell, the Bison upset Kansas in the 2005 NCAA Tournament
- Returned to Wofford as an assistant coach in 2008 where he remained until taking the head coaching job at Brevard College in 2011-12
- After one season he left Brevard to join the Winthrop coaching staff

| Category | Rank (Top 75) |
|------------------------|----------------------|
| Free Throw Attempts PG | 1st (30.0) |
| Free Throws Made PG | 1st (19.9) |
| Scoring Offense | 9th (84.7) |
| Turnovers Forced PG | 26th (15.29) |
| Offensive Rebounds PG | 39th (12.92) |
| Rebounds PG | 39th (38.96) |
| Total Rebounds | 41st (189) |
| Steals PG | 49th (8.4) |
| Turnover Margin | 61st (+2.2) |
| Fast Break Points PG | 62nd (12.92) |
| Field Goals Made | 71st (138) |
| Field Goal Percentage | 75th (.468) |

| | |
|-----------------------|-------------|
| Field Goal Percentage | 6th (64.9) |
| Free Throws Attempted | 11th (169) |
| Offensive Rebounds PG | 25th (3.36) |
| Free Throws Made | 30th (111) |
| Double-Doubles | 43rd (7) |

Free Throws Attempted 50th (138)

| Team | W | L | Pct. |
|---------------------|------------|------------|-------------|
| Clemson | 18 | 5 | .783 |
| Furman | 17 | 6 | .739 |
| Charleston | 17 | 6 | .739 |
| Winthrop | 16 | 9 | .640 |
| Wofford | 12 | 11 | .522 |
| South Carolina | 10 | 12 | .455 |
| South Carolina St. | 10 | 12 | .455 |
| Presbyterian | 9 | 15 | .375 |
| Coastal Carolina | 8 | 15 | .348 |
| Charleston Southern | 8 | 17 | .320 |
| The Citadel | 5 | 16 | .238 |
| USC Upstate | 5 | 20 | .200 |
| Totals | 135 | 144 | .487 |

[illegible]

2024-25 EAGLE TRENDS

THE EAGLES RECORD

Overall: 16-9
At home: 14-1
On the road: 2-8
At a neutral site: 0-0
In the Big South: 6-4
Big South Home: 5-0
Big South Away: 1-4
Overtime: 0-0
Night Tip: 10-5
Daytime Tip: 6-4
Morning Tip: 0-0
Win the Opening Tip: 12-5
Lose the Opening Tip: 4-4
Nationally ranked opponents: 0-0
Opponents receiving votes: 0-0
ACCNX: 0-3
BTN: 0-1
SECN+: 0-0
ESPN+: 15-5
ESPN: 0-0
ESPNU: 0-0
Play a team with a record over .500: 5-8
A team with a record below .500: 8-1
A team with a record of .500: 3-0
Lead at halftime: 14-1
Trail at halftime: 2-8
Tied at halftime: 0-0
Lead 10+ at halftime: 5-0
Trail 10+ at halftime: 0-3
Score first: 10-5
1st possession is a turnover: 3-1
1st possession is a made FG: 3-3
1st possession is a missed FGA: 10-4
1st possession is a made FT: 1-0
1st possession is a missed FT: 0-0
Make First Field Goal Attempt: 6-4
Miss First Field Goal Attempt: 10-5

SCHEDULED TIME OF TIP/DAY OF WEEK

(record by time zone, not just EST)

Tip at 11 a.m.: 0-0
Tip at 12 p.m.: 1-0
Tip at 12:30 p.m.: 0-0
Tip at 1 p.m.: 0-0
Tip at 2 p.m.: 3-2
Tip at 2:30 p.m.: 1-0
Tip at 3 p.m.: 0-0
Tip at 4 p.m.: 1-1
Tip at 4:30 p.m.: 0-1
Tip at 5 p.m.: 1-1
Tip at 5:30 p.m.: 0-0
Tip at 6 p.m.: 0-0
Tip at 6:30 p.m.: 6-0
Tip at 7 p.m.: 3-4
Tip at 7:30 p.m.: 0-0
Tip at 8 p.m.: 0-0
Monday: 2-1
Tuesday: 1-1
Wednesday: 4-1
Thursday: 2-0
Friday: 1-1
Saturday: 5-4
Sunday: 1-1

SCORING

Scores between 10-19: 0-0
20-29 points: 0-0
30-39 points: 0-0
40-49 points: 0-0
50-59 points: 0-1
60-69 points: 0-5
70-79 points: 2-0
80-89 points: 5-3
90-99 points: 5-0
100-plus points: 4-0
Shoot 10-19 percent from the field: 0-0
20-29%: 0-1
30-34%: 0-2
35-39%: 0-3
40-44%: 2-0
45-49%: 4-1
50-59%: 8-2
60-plus: 1-0
Higher FG% than opponent: 15-4

Lower FG % than opponent: 1-5
FG% is the same: 0-0
Hit 7 or more threes: 9-3
Hit less than 7 threes: 5-6
Attempt less than 20 threes: 5-2
Attempt 20 or more threes: 11-7
Attempt 30 or more threes: 1-3
Turn ball over less than 10 times: 3-3
10-15 times: 9-4
16-20 times: 3-2
21-plus: 1-0
Make more free throws: 12-4
Make fewer free throws: 4-4
Make same free throws: 0-1
Attempt more free throws: 13-5
Attempt fewer free throws: 3-4
Attempt same free throws: 0-0
Have more rebounds: 11-1
Have fewer rebounds: 5-8
Have same rebounds: 0-0
Have more turnovers: 7-2
Have fewer turnovers: 8-7
Have same turnovers: 1-0
Have more steals: 11-4
Have fewer steals: 4-4
Have same steals: 1-1

LATE IN THE GAME(regulation only)

Lead with five minutes left: 12-0
Trail with five minutes left: 4-9
Tied with five minutes left: 0-0
Lead with one minute left: 14-0
Trail with one minute left: 2-9
Tied with one minute left: 0-0
Bench scores more points: 9-2
Bench scores fewer points: 7-7
Bench scores same points: 0-0
1 Score Double-Figures: 0-0
2 Score Double-Figures: 0-2
3 Score Double-Figures: 3-3
4 Score Double-Figures: 7-3
5 Score Double-Figures: 5-1
6 Score Double-Figures: 0-0
7 Score Double-Figures: 1-0

GAMES DECIDED BY...

1 point: 1-0
2 points: 1-1
5 points or less: 5-1
6-9 points: 3-4
Double-figures: 8-4

First Basket (POINT) is a...

Jumper: 1-0
Lay-up/Tip-in: 5-4
Dunk: 1-0
Free Throw: 4-4
Three-Pointer: 4-1

POINTS OFF TURNOVERS

Score more off turnovers: 9-2
Outscored off turnovers: 7-7
Tied in points off turnovers: 0-0

POINTS IN PAINT

Score more points in paint: 15-2
Outscored in paint: 1-5
Tied in points in paint: 0-2

2ND CHANCE POINTS

Score more 2nd chance points: 11-2
Outscored in 2nd chance points: 5-7
Tied in 2nd chance points: 0-0

SCHOOLS FROM...

Arkansas: 1-0
Florida: 0-1
Georgia: 2-1
Indiana: 0-1
Kentucky: 0-1
New York: 1-0
North Carolina: 3-3
South Carolina: 6-0
Virginia: 3-2

YEAR-BY-YEAR RECORDS

| (Member of NCAA DI Level Only) | | | | | |
|--------------------------------|---------|---------|---------|-----------|---------|
| Year | Overall | Home | Away | Non-Conf. | BSC |
| 24-25 | 16-9 | 14-1 | 2-8 | 10-6 | 6-4 |
| 23-24 | 17-15 | 11-5 | 6-9 | 9-7 | 8-8 |
| 22-23 | 15-17 | 10-4 | 4-11 | 5-9 | 10-8 |
| 21-22 | 23-9 | 13-0 | 7-7 | 9-7 | 14-2 |
| 20-21 | 23-2 | 11-1 | 10-0 | 5-1 | 17-1 |
| 19-20 | 24-10 | 12-4 | 10-6 | 7-7 | 15-3 |
| 18-19 | 18-12 | 11-3 | 7-8 | 8-5 | 10-6 |
| 17-18 | 19-12 | 11-3 | 7-8 | 6-5 | 12-6 |
| 16-17 | 26-7 | 14-3 | 12-3 | 8-4 | 15-3 |
| 15-16 | 23-9 | 14-1 | 7-7 | 10-4 | 13-5 |
| 14-15 | 19-13 | 11-3 | 6-10 | 7-7 | 12-6 |
| 13-14 | 20-13 | 12-3 | 5-10 | 10-7 | 10-6 |
| 12-13 | 14-17 | 11-4 | 2-12 | 8-7 | 6-10 |
| 11-12 | 12-20 | 7-5 | 4-11 | 4-10 | 8-10 |
| 10-11 | 13-17 | 9-4 | 4-10 | 4-8 | 9-9 |
| 09-10 | 19-14 | 12-2 | 6-11 | 7-8 | 12-6 |
| 08-09 | 11-19 | 7-6 | 4-12 | 2-10 | 9-9 |
| 07-08 | 22-12 | 12-3 | 6-7 | 12-8 | 10-4 |
| 06-07 | 29-5 | 15-0 | 12-3 | 15-5 | 14-0 |
| 05-06 | 23-8 | 15-1 | 7-6 | 10-5 | 13-3 |
| 04-05 | 27-6 | 16-0 | 9-4 | 12-5 | 15-1 |
| 03-04 | 16-12 | 10-4 | 5-7 | 6-5 | 10-6 |
| 02-03 | 20-10 | 11-3 | 9-4 | 8-6 | 11-3 |
| 01-02 | 19-12 | 9-4 | 7-5 | 6-7 | 10-4 |
| 00-01 | 18-13 | 11-1 | 5-7 | 5-9 | 11-3 |
| 99-00 | 21-9 | 13-1 | 6-7 | 8-5 | 11-3 |
| 98-99 | 21-8 | 12-1 | 7-6 | 10-6 | 9-1 |
| 97-98 | 7-20 | 4-9 | 4-10 | 3-11 | 4-8 |
| 96-97 | 12-15 | 9-4 | 3-10 | 7-6 | 5-9 |
| 95-96 | 7-19 | 4-8 | 3-10 | 1-11 | 6-8 |
| 94-95 | 7-20 | 5-7 | 2-12 | 3-8 | 4-12 |
| 93-94 | 4-23 | 3-9 | 1-13 | 1-8 | 3-15 |
| 92-93 | 14-16 | 7-5 | 4-10 | 9-5 | 5-11 |
| 91-92 | 6-22 | 4-11 | 2-10 | 3-11 | 2-12 |
| 90-91 | 8-20 | 6-7 | 2-12 | 3-10 | 5-9 |
| 89-90 | 19-10 | 14-4 | 5-7 | 13-4 | 6-6 |
| 88-89 | 16-13 | 14-5 | 2-8 | 10-5 | 5-7 |
| 87-88 | 17-13 | 12-3 | 5-10 | 9-6 | 5-7 |
| 86-87 | 8-20 | 5-5 | 3-14 | 7-12 | 1-7 |
| 85-86 | 20-9 | 14-2 | 5-6 | 14-6 | 5-3 |
| Totals | 672-530 | 415-152 | 217-328 | 292-275 | 356-244 |

THE EAGLES' RECORD IN WINTHROP COLISEUM

| Season | Won | Lost | Pct. |
|----------|-----|------|-------|
| 1982-83 | 7 | 8 | .467 |
| 1983-84 | 12 | 5 | .706 |
| 1984-85 | 11 | 4 | .733 |
| 1985-86 | 14 | 2 | .875 |
| 1986-87 | 5 | 5 | .500 |
| 1987-88 | 12 | 3 | .800 |
| 1988-89 | 14 | 5 | .737 |
| 1989-90 | 14 | 4 | .778 |
| 1990-91 | 6 | 7 | .462 |
| 1991-92 | 4 | 11 | .267 |
| 1992-93 | 7 | 5 | .583 |
| 1993-94 | 3 | 9 | .250 |
| 1994-95 | 5 | 7 | .417 |
| 1995-96 | 4 | 8 | .333 |
| 1996-97 | 9 | 4 | .692 |
| 1997-98 | 4 | 9 | .308 |
| 1998-99 | 12 | 1 | .923 |
| 1999-00 | 13 | 1 | .929 |
| 2000-01 | 11 | 1 | .917 |
| 2001-02 | 9 | 4 | .692 |
| 2002-03 | 11 | 3 | .786 |
| 2003-04 | 10 | 4 | .714 |
| 2004-05 | 16 | 0 | 1.000 |
| 2005-06 | 15 | 1 | .938 |
| 2006-07 | 15 | 0 | 1.000 |
| 2007-08 | 12 | 3 | .800 |
| 2008-09 | 7 | 6 | .538 |
| 2009-10 | 12 | 2 | .857 |
| 2010-11 | 9 | 4 | .692 |
| 2011-12 | 7 | 5 | .583 |
| 2012-13 | 11 | 4 | .733 |
| 2013-14 | 12 | 3 | .800 |
| 2014-15 | 11 | 3 | .786 |
| 2015-16 | 14 | 1 | .933 |
| 2016-17 | 14 | 3 | .824 |
| 2017-18 | 11 | 3 | .786 |
| 2018-19 | 11 | 3 | .786 |
| 2019-20 | 12 | 4 | .750 |
| 2020-21 | 11 | 1 | .916 |
| 2021-22 | 13 | 0 | 1.000 |
| 2022-23 | 10 | 4 | .692 |
| 2023-24 | 11 | 5 | .688 |
| 2024-25 | 11 | 0 | 1.000 |
| 37 Years | 442 | 165 | .724 |

2024-25 EXTRAS

WINTHROP RECORD ACCORDING TO STARTING LINEUP

| | |
|--|-----|
| K. Harrison, Jones III, Johnson, Doucet, Talford | 7-7 |
| K. Harrison, Baker, Doucet, Kamarad, Talford | 2-2 |
| K. Harrison, Jolly, Johnson, Doucet, Talford | 3-0 |
| K. Harrison, Jolly, Jones III, Doucet, Talford | 1-0 |
| K. Harrison, Jolly, Doucet, Kamarad, Talford | 1-0 |
| K. Harrison, Jones III, Baker, Doucet, Talford | 1-0 |
| K. Harrison, Jones III, Jolly, Johnson, Talford | 1-0 |

WINTHROP RECORD WHEN LEADING SCORER IS...

| | |
|-----------|-----|
| Talford | 8-2 |
| Johnson | 4-1 |
| Jones III | 2-0 |
| Doucet | 1-2 |
| Baker | 0-1 |
| Harrison | 0-4 |

WINTHROP RECORD WHEN LEADING REBOUNDER IS...

| | |
|----------|------|
| Talford | 12-4 |
| Diallo | 1-0 |
| Duncomb | 1-0 |
| Hamilton | 1-0 |
| Kamarad | 1-0 |
| Baker | 1-1 |
| Doucet | 0-4 |

WINTHROP RECORD WHEN LEADER IN ASSISTS IS...

| | |
|-------------|------|
| K. Harrison | 11-9 |
| Wilson | 5-2 |
| Jolly | 1-0 |
| Baker | 0-1 |
| Johnson | 0-1 |
| Doucet | 0-2 |
| Talford | 0-2 |

WINTHROP RECORD WHEN OPPONENT...

| | |
|--|------|
| Shoots less than 30%: | 0-0 |
| 30-34%: | 3-1 |
| 35-39%: | 4-0 |
| 40-44%: | 5-1 |
| 45-49%: | 2-3 |
| 50-59%: | 1-4 |
| 60-plus: | 0-0 |
| Makes 25 or more FG: | 8-8 |
| Makes fewer than 25 FG: | 7-1 |
| Makes 7 or more 3PT FG: | 11-8 |
| Makes 6 or less 3PT FG: | 4-1 |
| Makes more than 15 FTs: | 4-6 |
| Makes 15 or fewer FTs: | 11-3 |
| Commits 13 or fewer TOs: | 4-2 |
| Commits 14 or more TOs: | 11-7 |
| Scores the first point(s) of 2nd half: | 2-6 |

WINTHROP RECORD WHEN OPPONENT HAS...

| | |
|--------------------------------------|-----|
| A 20-point scorer: | 6-4 |
| A 30-point scorer: | 1-2 |
| A 40-point scorer: | 1-0 |
| More than one 20-point scorer: | 2-1 |
| No players in double-figures: | 0-0 |
| 1 Player in double-figures: | 2-0 |
| 2 Players in double-figures: | 4-1 |
| 3 Players in double-figures: | 3-2 |
| 4 Players in double-figures: | 5-4 |
| 5 or more players in double-figures: | 0-2 |
| 6 or more players in double-figures: | 0-0 |

Margin of Victory/Defeat

Breakdown of Eagles' margin of victory...

| 1 | 2 | 3 | 4 | 5 | 6 | 7 | 8 | 9 | 10 | 11-15 | 16-20 | 21-25 | 26+ |
|---|---|---|---|---|---|---|---|---|----|-------|-------|-------|-----|
| 1 | 1 | 1 | - | 2 | - | - | 1 | 1 | - | 1 | 2 | 1 | 3 |

Breakdown of Eagles' margin of defeat...

| 1 | 2 | 3 | 4 | 5 | 6 | 7 | 8 | 9 | 10 | 11-15 | 16-20 | 21-25 | 26-30+ |
|---|---|---|---|---|---|---|---|---|----|-------|-------|-------|--------|
| - | 1 | - | - | - | 1 | - | 1 | 2 | - | 1 | 1 | 2 | - |

WINTHROP CURRENT STREAKS

OVERALL

| | |
|-------------------------|----|
| All Games | W3 |
| Big South Games Overall | W3 |
| Ranked opponent | L3 |

HOME

| | |
|---------------------------|-----|
| All Games | W11 |
| Non-Conference Home Games | W10 |
| Big South Home Games | W5 |

ROAD

| | |
|---------------------------|----|
| All Games | W1 |
| Big South Road Games | W1 |
| Non-Conference Road Games | L2 |

NEUTRAL

| | |
|--------------------|----|
| At Neutral Sites | L1 |
| Ranked opponents | L3 |
| Unranked opponents | L1 |

EAGLES CURRENT STREAKS VS. BIG SOUTH OPPONENTS

| | |
|----------------------|-----|
| Charleston Southern | W11 |
| Gardner-Webb | W1 |
| High Point | L3 |
| Longwood | W1 |
| Presbyterian College | W1 |
| Radford | L1 |
| UNC Asheville | L4 |
| USC Upstate | W3 |

RECORD AT WINTHROP COLISEUM

Winthrop Record At Winthrop Coliseum When It Scores...

| | Since 2004-05 | All-Time (D1 level) |
|--------|---------------|---------------------|
| 100+: | 24-1 | 32-1 |
| 90-99: | 35-0 | 52-1 |
| 80-89: | 56-8 | 93-8 |
| 70-79: | 62-9 | 119-30 |
| 60-69: | 44-13 | 77-48 |
| 50-59: | 18-16 | 23-39 |
| 40-49: | 1-6 | 1-10 |

When Winthrop Allows () Points At Winthrop Coliseum...

| | |
|--------|-------|
| 100+: | 1-1 |
| 90-99: | 8-5 |
| 80-89: | 21-11 |
| 70-79: | 38-14 |
| 60-69: | 65-17 |
| 50-59: | 56-7 |
| 40-49: | 42-2 |
| 30-39: | 2-0 |

THE LAST TIME...

SCORING

Scored 70-79 points
76 vs. Presbyterian, 1-29-25 (W, 76-67)
Scored 80-89 points
83 at Charleston Southern, 2-5-25 (W, 83-65)
Scored 90-99 points
96 vs. Gardner-Webb, 2-1-25 (W, 96-93)
Scored 100+ points
102 vs. Charleston Southern, 1-15-25 (W, 102-97 in 3OT)
Both Team Score 100 Points Or More
UNC Asheville, 2-26-14 (W, 107-100 in OT)
Held opponent to 40-49 points
Charleston Southern, 2-7-24 (W, 67-46)
Held opponent to 30-39 points
Lenoir-Rhyne, 11-20-12 (W, 59-35)
Held opponent to 20-29 points
at College of Charleston (29), 2-26-83 (L, 29-23)
Allowed 70-79 points
76 vs. Longwood, 1-1-25 (W, 95-76)
Allowed 80-89 points
82 at High Point, 1-25-25 (L, 84-62)
Allowed 90-99 points
93 vs. Gardner-Webb, 2-1-25 (W, 96-93)
Allowed 100 points or more
100 at High Point, 2-28-24 (L, 100-96 in OT)
Scored 50 in a half
at Charleston Southern, 2-5-25 (50-2nd half)
Scored 60 in a half
vs. Piedmont, 11-4-24 (66-2nd half)
Scored 70 in a half
vs. Pfeiffer, 11-13-18 (73-1st half)
Allowed 50 in a half
vs. Gardner-Webb, 2-1-25 (53-2nd half)
Allowed 60 in a half
vs. Mercer, 12-21-24 (61-2nd half)
Held Opponent under 20 points in a half
vs. Toccoa Falls, 11-29-22 (13-1st half)
Held Big South Opponent under 20 points in a half
vs. (7) High Point, 3-4-22 (17-1st half)
Scored under 20 points in a half
vs. Presbyterian College, 2-21-24 (19-2nd half)
Won by 20-29 points
LIU, 11-7-24 (W, 67-46/+21)
Won by 30-39 points
Converse, 12-31-21 (W, 78-40/+38)
Won by 40-49 points
vs. Bob Jones, 12-12-24 (W, 103-55/+48)
Won by 50+ points
vs. Piedmont, 11-4-24 (W, 125-65/+60)
Lost by 20-29 points
at High Point, 1-25-25 (L, 84-62/-22)
Lost by 30-39 points
at Auburn, 11-24-17 (L, 119-85)
Lost by 40-49 points
vs. Duke, 3-14-02 (L, 84-37/-47)
Lost by 50+ points
at Syracuse, 11-22-96 (L, 106-51/-55)
Had 3 players in double-figures
at Charleston Southern, 2-5-25 (Talford 20, Doucet 15, Duncomb 10)
Had 4 players in double-figures
vs. Gardner-Webb, 2-1-25 (Talford 20, Harrison 19, Johnson 14, Doucet 14)
Had 5 or more players in double-figures
vs. USC Upstate, 1-2-25 (Talford 25, Doucet 22, Johnson 16, Harrison 14, Jones III 12)
Had 6 or more players in double-figures
vs. Toccoa Falls, 12-29-23 (Timmerman 16, Diallo 14, McKelvy 13, Moore 12, McMahon 12, Johnson 10)
Had 7 or more players in double-figures
vs. Piedmont, 11-4-24 (Talford 17, Baker 16, Jolly 15, K. Harrison 14, Doucet 13, Jones III 11, Hamilton 10)

3-POINT SHOOTING

Hit 10 or more threes
at UNC Asheville, 1-18-25 (10)
Hit 15 or more threes
at Washington State, 11-22-21 (16)
Allowed 10 or more threes
vs. Gardner-Webb, 2-1-25 (10)
Allowed 15 or more threes
at Penn State, 11-7-22 (18)
Did not hit a three-pointer in a game
vs. Presbyterian College, 2-14-12 (0-8)
Held opponent without a three-pointer
at Liberty, 1-22-15 (0-10)
Shot 60 percent from three (10 made min.)
vs. Charleston Southern, 1-27-16 (17-28/.607%)

MISCELLANEOUS

Played a ranked team
at #13 Auburn 11-15-22 (Lost, 89-65)
Won in overtime
vs. Radford, 1-13-24 (W, 92-88 in 3OT)
Lost in overtime
at High Point, 2-28-24 (L, 100-96 in OT)
Won At The Buzzer
vs. William & Mary, 11-15-24 (W, 86-85 / Bryce Baker GW Corner 3-pointer)
Lost At The Buzzer
at Fresno State, 11-10-19 (L, 77-74)
Played In Double-Overtime
vs. Charleston Southern, 2-23-19 (W, 80-78)
Played In Triple-Overtime
vs. Charleston Southern 1-15-25 (W, 102-97)
Played Overtime In Non-Conference Game
vs. Mercer, 11-13-21 (W, 88-85 in OT)
Played Overtime In Non-Conference Home Game
vs. Furman, 11-30-16 (W, 58-57/OT)
Played Overtime In Non-Conference Road Game
at Illinois, 11-21-16 (W, 84-80/OT)
Played In Back-to-Back Overtime Games:
1-3-24 vs. Longwood / 1-6-24 at USC Upstate
Won a game when trailing at the half
vs. N.C. Central, 11-17-24 (Trailed 40-39, Won 77-75)
Won a game when trailing at the half on the road
at Campbell, 1-14-23 (Trailed 38-33, Won 78-74)
Lost road game when leading at half
at Virginia Tech, 11-11-24 (Led 25-23, Lost 58-52)

FIELD GOAL SHOOTING

Shot 50-59 percent from field
at Charleston Southern, 2-5-25 (.508-Won, 83-65)
Shot 60 percent or better from field
vs. USC Upstate, 1-2-25 (.607-Won 95-76)
An opponent shot 50-59 percent from field
vs. Gardner-Webb, 2-1-25 (.559-Won, 96-93)
An opponent shot 60 percent or better from field
Campbell, 2-22-23 (.600-Won 95-93 in OT)
Shot 50-59 percent from the field in a half
vs. Presbyterian, 1-29-25 (.533-2nd half)
Shot 60-69 percent from the field in a half
at Charleston Southern, 2-5-25, (.606-2nd half)
Shot 70 percent or better from the field in a half
vs. Brevard College, 11-8-23 (.704-2nd half)
Shot 50 percent or better in each half
vs. Longwood, 1-11-25 (1st .576/2nd .556)

REBOUNDING

Pulled down 50 rebounds or more
vs. Bob Jones, 12-12-24 (56)
Pulled down 60 rebounds or more
vs. Piedmont, 12-4-24 (63)
Allowed 50 or more rebounds
vs. Charleston Southern, 1-15-25 (60 - 3OT)
Pulled down 60 rebounds or more
vs. Pfeiffer, 11-25-19 (61)
Had 40 or more defensive rebounds
vs. Pfeiffer, 11-25-19 (45)
Had 20 Offensive rebounds
vs. Bob Jones, 12-12-24 (20)
Allowed opponent 20 Offensive rebounds
vs. LIU, 11-25-24 (20)
Outrebounded Opponent by 20
vs Bob Jones (+40/56-16, W, 103-55)
Outrebounded by 20
at High Point, 1-25-25 (-20/47-27, L 84-62)

FREE THROW SHOOTING

Shot 100 percent from FT Line (10 made min.)
vs. Coastal Carolina, 2-18-16 (20-20)
Shot 50 percent or less from FT Line (15 FTA min.)
at Xavier, 12-16-23 (7-for-19/37%)
Attempted 30-39 Free Throws
vs. Charleston Southern, 1-15-25 (37)
Attempted 40-49 free throws
vs. Gardner-Webb, 2-1-25 (40)
Attempted 50 or more free throws
at High Point, 2-28-24 (50)

ASSISTS

Dished out 20 or more assists
vs Piedmont, 11-4-24 (20)
Dished out 25-29 or more assists
at Hampton, 1-16-20 (26)
Dished out 30 or more assists
vs Pfeiffer, 11-25-19 (31)

STEALS/BLOCKS

Had 15 Or More Steals
vs. Brevard, 11-8-23 (15)
No Steals in a game
vs. Villanova 3-19-21
Had 10 or More Blocks
vs. LIU, 11-26-24 (10)
No Blocks in a game
at Louisville, 11-22-24

TURNOVERS

Commit 5 or fewer turnovers in a game
vs. Coastal Carolina, 12-7-24 (5)
Commit 20 or more turnovers in a game
vs. Georgia Southern, 11-16-24 (20)
Commit 30 or more turnovers in a game
No games since 1994-95 (no team game-by-game available prior)

WINTHROP PLAYER

Score 20-29 Points
2-5-25 at Charleston Southern (Kelton Talford 20)
Score 30-39 Points
2-8-23 at UNC Asheville (Sin'Cere McMahon, 35)
Score 40 Or More Points
2-9-17 at UNC Asheville (Keon Johnson, 40)
Had two players score 20 or more points same game
1-2-25 vs. USC Upstate (Kelton Talford 25 / K.J. Doucet 22)
Hit 10 Field Goals Or More
Kasen Harrison at High Point, 2-28-24 (10-of-17)
Made 10 or more free throws
Nick Johnson vs. Charleston Southern, 1-15-25 (11-of-16)
Made 5 or more threes
Bryce Baker, 1-18-25 (7-of-10)
Had 20 or more rebounds
Xavier Cooks at Longwood, 2-15-17 (20)
Had 20 points, 20 rebounds same game
Xavier Cooks at Longwood, 2-15-17 (21 points, 20 rebounds)
Dish Out 10 Or More Assists
Chandler Vaudrin/Russell Jones Jr. vs. (8) High Point, 3-1-21
Record 5 Or More Steals
Cory Hightower (5, at Middle Tennessee State, 11-16-21)
Have 5 Or More Blocks
Josh Ferguson vs. ETSU, 11-17-18 (5)
Registered A Double-Double (Guard)
Adam Pickett (23 points, 12 rebounds vs. Presbyterian College, 2-13-19)
Registered A Double-Double (Forward/Center)
Kelton Talford (25 points, 10 rebounds vs. Presbyterian, 1-29-25)
Two Players Record Double-Double
Kelton Talford (25 points, 12 rebounds) K.J. Doucet (22 points, 11 vs. Upstate, 1-2-25)
Registered A Triple-Double
Chandler Vaudrin (10 points, 12 rebounds, 10 assists vs. (8) High Point, 3-1-21)

2024-25 MISC. STATS

Most 1st Half Points

Winthrop 59 vs. Piedmont
Opponents 48 vs. Coastal Carolina

Largest Half Time Lead

Winthrop 26 vs. Piedmont
Opponents n/a

Largest Lead In Loss

Winthrop 4 at Virginia Tech

Most Points 3rd OT

Winthrop 12 vs. Charleston Sou.
Opponents 7 vs. Charleston Sou.

Most 2nd Half Points

Winthrop 66 vs. Piedmont
Opponents 61 vs. Mercer

Largest Margin of Victory

Winthrop 60 vs. Piedmont
Opponents n/a

Largest Lead In Win

Winthrop 60 vs. Piedmont

Fewest 1st Half Points

Winthrop 25 at Virginia Tech
Opponents 23 at Virginia Tech

Largest Deficit in Win

Winthrop 13 vs. William & Mary

Most Points 1st OT

Winthrop 10 vs. Charleston Sou.
Opponents 10 vs. Charleston Sou.

Fewest 2nd Half Point

Winthrop 27 at Virginia Tech
Opponents 21 vs. Averett

Largest Deficit In Loss

Winthrop n/a

Most Points 2nd OT

Winthrop 9 vs. Charleston Sou.
Opponents 9 vs. Charleston Sou.

Career numbers (below) only reflect NCAA D1 level

First Player To Score

| | |
|-------------|---|
| Talford | 8 |
| Doucet | 5 |
| Johnson | 4 |
| K. Harrison | 3 |
| Jolly | 2 |
| Jones III | 2 |
| Kamarad | 1 |

First Off The Bench

| | |
|------------|----|
| Baker | 16 |
| Hamilton | 15 |
| Wilson | 8 |
| Johnson | 7 |
| Jones III | 5 |
| Diallo | 2 |
| Jolly | 2 |
| Van Bibber | 2 |
| Doucet | 1 |
| Kamarad | 1 |

Points Leader

| | | |
|------------|----|-----|
| Talford | 10 | 34 |
| K.Harrison | 4 | 21 |
| Doucet | 4 | 9 |
| Johnson | 4 | n/a |
| Baker | 2 | 3 |
| Jones III | 2 | 2 |
| Van Bibber | 0 | 1 |

Rebound Leader

| | | |
|------------|----|-----|
| Talford | 17 | 66 |
| Doucet | 4 | 11 |
| Baker | 2 | n/a |
| Diallo | 1 | 4 |
| Duncomb | 1 | 1 |
| Hamilton | 1 | 1 |
| Kamarad | 1 | 1 |
| Johnson | 0 | n/a |
| K.Harrison | 0 | 4 |

Assist Leader

| | | |
|------------|----|-----|
| K.Harrison | 18 | 83 |
| Wilson | 9 | 10 |
| Johnson | 2 | n/a |
| Doucet | 2 | 7 |
| Talford | 2 | 6 |
| Jolly | 2 | 2 |

| | | |
|-----------|---|-----|
| Jones III | 1 | 1 |
| Baker | 1 | n/a |
| Diallo | 0 | 1 |

Steals Leader

| | | |
|------------|----|-----|
| K.Harrison | 10 | 46 |
| Johnson | 8 | n/a |
| Talford | 5 | 18 |
| Diallo | 3 | 5 |
| Doucet | 3 | 5 |
| Wilson | 3 | 5 |
| Baker | 3 | 3 |
| Jolly | 3 | 3 |
| Hamilton | 2 | 5 |
| Jones III | 1 | 1 |
| Kamarad | 1 | 1 |

Blocks Leader

| | | |
|-------------|----|-----|
| Talford | 10 | 46 |
| Hamilton | 9 | 20 |
| Johnson | 6 | n/a |
| Doucet | 4 | 8 |
| Kamarad | 4 | 4 |
| Baker | 3 | n/a |
| Duncomb | 2 | 2 |
| Jones III | 2 | 2 |
| Diallo | 1 | 4 |
| K. Harrison | 1 | 4 |
| Jolly | 1 | 1 |
| Wilson | 0 | 1 |

Dunks

| | | |
|-------------|----|----|
| Talford | 23 | 90 |
| Diallo | 5 | 9 |
| Hamilton | 5 | 9 |
| Duncomb | 3 | 3 |
| Doucet | 2 | 5 |
| Jones III | 2 | 2 |
| K. Harrison | 1 | 1 |

Double-Figures

| | | |
|------------|----|-----|
| Talford | 20 | 82 |
| Doucet | 20 | 39 |
| K.Harrison | 18 | 87 |
| Johnson | 15 | n/a |
| Jones III | 9 | 9 |
| Baker | 6 | 12 |
| Jolly | 2 | 2 |

| | | |
|------------|---|---|
| Diallo | 1 | 2 |
| Hamilton | 1 | 1 |
| Kamarad | 1 | 1 |
| Duncomb | 1 | 2 |
| Van Bibber | 0 | 1 |
| Wilson | 0 | 2 |

20-29 Points

| | | |
|------------|---|----|
| Talford | 8 | 24 |
| Johnson | 3 | 10 |
| Harrison | 2 | 10 |
| Doucet | 2 | 7 |
| Jones III | 2 | 2 |
| Baker | 1 | 1 |
| Van Bibber | 0 | 1 |

30+ Points

| Sea. | Car. |
|------|------|
| none | |

40+ Points

| Sea. | Car. |
|------|------|
| none | |

10+ Assists

| Sea. | Car. |
|------|------|
| none | |

10+ Rebounds

| | | |
|----------|---|----|
| Talford | 7 | 22 |
| Doucet | 4 | 4 |
| Hamilton | 1 | 1 |
| Diallo | 0 | 1 |

20+ Rebounds

| Sea. | Car. |
|------|------|
| none | |

5+ Steals

| Sea. | Car. |
|----------|------|
| Harrison | 0 1 |

Double-Doubles

| | | |
|----------|---|----|
| Talford | 7 | 21 |
| Doucet | 4 | 4 |
| Hamilton | 1 | 1 |
| Diallo | 0 | 1 |

20/20 Pts/Reb

| Sea. | Car. |
|------|------|
| none | |

Triple-Doubles

| Sea. | Car. |
|------|------|
| none | |

EAGLE EYE VIEW OF THE TEAM

LAST 10 WINS

83-65, at Charleston Southern, 2-5-25
 96-93, vs. Gardner-Webb, 2-1-25
 76-67, vs. Presbyterian, 1-29-25
 102-97, vs. Charleston Southern, 1-15-25
 95-76, vs. Longwood, 1-11-25
 95-76, vs. USC Upstate, 1-2-25
 102-97, vs. Mercer, 12-21-24
 103-55, vs. Bob Jones, 12-15-24
 96-89, vs. Coastal Carolina, 12-7-24
 86-78, at Queens, 12-3-24

LAST 10 LOSSES

84-62, at High Point, 1-25-25
 93-84, at UNC Asheville, 1-18-25
 89-83, at Gardner-Webb, 1-8-25
 87-67, at Radford, 1-4-25
 77-68, at Indiana, 12-29-24
 82-64, at Florida State, 12-17-24
 76-61, at Louisville, 11-22-24
 89-87 vs. Georgia Southern, 11-16-24
 58-52, at Virginia Tech, 11-11-24
 69-56 vs. #5 Longwood, 3-6-24

Winthrop All-Time Record By Months

| | |
|----------|----------------|
| November | 130-95 (.578) |
| December | 139-150 (.481) |
| January | 256-189 (.576) |
| February | 232-151 (.606) |
| March | 54-35 (.614) |

Record By Days Of The Week Since 2012-13

| Year | Monday | Tuesday | Wednesday | Thursday | Friday | Saturday | Sunday | Overall |
|---------------|-------------|--------------|--------------|--------------|--------------|--------------|-------------|----------------|
| 12-13 | 0-0 | 3-3 | 4-5 | 0-1 | 0-0 | 6-8 | 1-0 | 14-17 |
| 13-14 | 0-0 | 2-1 | 7-5 | 1-0 | 1-0 | 8-5 | 1-2 | 20-13 |
| 14-15 | 3-1 | 1-0 | 5-3 | 2-2 | 1-1 | 6-5 | 1-1 | 19-13 |
| 15-16 | 2-0 | 3-2 | 3-2 | 3-2 | 2-1 | 9-1 | 1-1 | 23-9 |
| 16-17 | 1-0 | 3-0 | 5-0 | 6-2 | 1-1 | 9-3 | 1-1 | 26-7 |
| 17-18 | 1-0 | 1-4 | 3-1 | 3-2 | 1-3 | 7-2 | 3-0 | 19-12 |
| 18-19 | 1-0 | 1-3 | 2-2 | 5-3 | 0-0 | 8-4 | 1-0 | 18-12 |
| 19-20 | 3-1 | 1-0 | 1-1 | 9-3 | 1-1 | 8-3 | 1-1 | 24-10 |
| 20-21 | 2-0 | 3-0 | 2-0 | 7-0 | 3-1 | 3-0 | 3-0 | 23-1 |
| 21-22 | 1-2 | 2-2 | 4-1 | 4-0 | 2-0 | 10-3 | 0-1 | 23-9 |
| 22-23 | 0-1 | 2-2 | 7-4 | 0-1 | 0-1 | 6-8 | 0-0 | 15-17 |
| 23-24 | 0-1 | 2-1 | 5-2 | 1-1 | 2-3 | 5-7 | 2-0 | 17-15 |
| 24-25 | 2-1 | 1-1 | 4-1 | 2-0 | 1-1 | 5-4 | 1-1 | 16-9 |
| Totals | 16-7 | 25-19 | 53-27 | 42-17 | 15-13 | 90-53 | 18-8 | 257-144 |

Double Digit Deficits In A Win (Since 2012-13) (most recent in Bold/Italic)

| | | | |
|-----------|---|-----------------|---------------------|
| 19 | 2-1-23 vs. Longwood | W | 76-74 |
| 15 | 1-13-24 vs. Radford | W | 92-88 (3OT) |
| 15 | 12-31-22 vs. UNC Asheville | W | 62-60 |
| 15 | 11-13-21 vs. Mercer | W | 88-85 OT |
| 15 | 3-8-20 vs. (5) Hampton | W | 76-68 |
| 15 | 1-25-14 vs. VMI | W | 58-57 |
| 15 | 1-5-19 at UNCA | W | 80-65 |
| 14 | 2-13-19 vs. PC | W | 93-85 |
| 14 | 12-20-16 vs. Georgia Southern | W | 86-84 |
| 13 | <i>11-15-24 vs. William & Mary</i> | <i>W</i> | <i>86-85</i> |
| 13 | 1-24-15 vs. Campbell | W | 71-63 |
| 12 | 12-5-23 vs. Queens | W | 88-82 |
| 12 | 1-16-20 at Hampton | W | 116-95 |
| 12 | 11-28-18 at Tennessee Tech | W | 82-70 |
| 12 | 12-29-18 vs. Prairie View | W | 76-62 |
| 12 | 11-21-16 at Illinois | W | 84-80 OT |
| 12 | 3-5-14 vs. Liberty | W | 77-65 |
| 12 | 11-9-13 vs. Roanoke College | W | 93-74 |
| 11 | 1-3-24 vs. Longwood | W | 68-60 OT |
| 11 | 1-14-23 at Campbell | W | 78-74 |
| 11 | 2-5-22 at Hampton | W | 69-57 |
| 11 | 1-26-22 at USC Upstate | W | 95-91 OT |
| 11 | 1-20-22 at Presbyterian | W | 60-58 |
| 11 | 12-21-19 vs. Elon | W | 85-80 |
| 11 | 1-24-18 at Longwood | W | 95-78 |
| 11 | 1-19-17 vs. UNCA | W | 76-73 |
| 11 | 2-26-14 vs. UNCA | W | 107-100 OT |
| 10 | 1-22-22 vs Gardner-Webb | W | 64-62 |
| 10 | 2-18-21 at High Point | W | 76-70 |
| 10 | 12-16-17 at Alabama State | W | 88-80 |
| 10 | 1-12-18 at Charleston Southern | W | 64-53 |
| 10 | 12-17-16 at Hampton | W | 86-79 |
| 10 | 12-29-16 at Charleston Southern | W | 84-68 |
| 10 | 1-24-16 at Longwood | W | 82-68 |

Double Digit Leads In A Loss (Since 2012-13)

| | | | |
|----|------------------------------|---|----------|
| 23 | 1-6-16 at UNCA | L | 85-84 |
| 18 | 1-20-24 at Gardner-Webb | L | 79-74 |
| 17 | 1-27-24 vs. High Point | L | 83-81 |
| 18 | 1-26-19 at PC | L | 99-91 |
| 17 | 1-10-15 at Gardner-Webb | L | 65-64 |
| 16 | 2-11-15 at High Point | L | 73-72 |
| 15 | 12-7-19 vs. Coastal Carolina | L | 92-88 |
| 14 | 11-14-17 at Colorado State | L | 80-76 |
| 14 | 1-28-17 vs. High Point | L | 83-80 OT |
| 12 | 11-11-23 vs. Drexel | L | 74-72 |
| 12 | 1-7-23 at Longwood | L | 85-71 |
| 12 | 12-15-21 at Elon | L | 63-61 |
| 12 | 1-17-15 vs. Radford | L | 85-77 |
| 12 | 2-1-14 at High Point | L | 65-64 |
| 12 | 2-19-13 at Gardner-Webb | L | 65-52 |
| 11 | 2-6-13 at UNC Asheville | L | 69-56 |
| 10 | 1-18-24 vs. UNC Asheville | L | 82-77 |
| 10 | 2-21-19 at Radford | L | 87-81 |
| 10 | 1-26-14 at Radford | L | 58-57 |

MISC. STATS

Three-Point Shooting

| Season | Games | FGM | FGA | 3pt % | Per Game |
|---------------|------------|--------------|--------------|-------------|-------------|
| 2012-13 | 31 | 180 | 571 | .315 | 5.81 |
| 2013-14 | 33 | 272 | 686 | .397 | 8.24 |
| 2014-15 | 32 | 251 | 700 | .359 | 7.84 |
| 2015-16 | 32 | 285 | 786 | .371 | 8.91 |
| 2016-17 | 33 | 313 | 839 | .373 | 9.48 |
| 2017-18 | 31 | 296 | 792 | .374 | 9.55 |
| 2018-19 | 30 | 372 | 997 | .373 | 12.40 |
| 2019-20 | 34 | 322 | 931 | .346 | 9.47 |
| 2020-21 | 25 | 210 | 597 | .352 | 8.40 |
| 2021-22 | 32 | 276 | 734 | .371 | 8.63 |
| 2022-23 | 31 | 278 | 738 | .377 | 8.97 |
| 2023-24 | 32 | 238 | 697 | .341 | 7.44 |
| 2024-25 | 25 | 186 | 589 | .316 | 7.44 |
| Totals | 401 | 3,479 | 9,657 | .360 | 8.68 |

BY THE NUMBERS

UNDER PROSSER (2021-present) (119 games)

WINTHROP-----
 PPG: 77.36
 FG%: .472
 3PT FG%: .353 (8.1 per game)
 FT %: .699
 RPG (OFF/TOT): 9.9/34.7
 APG: 12.2
 TOPG: 13.7
 BPG: 2.9
 SPG: 6.5

OPPONENTS-----
 PPG: 73.19
 FG%: .439
 3PT FG%: .347 (8.2 per game)
 FT %: .729
 RPG (OFF/TOT): 10.9/34.1
 APG: 12.4
 TOPG: 13.5
 BPG: 3.6
 SPG: 7.1

Winthrop All-Time Made Free Throws (Single-Season Top 10)

646 (1980-81 / 39 games / 16.6)
 601 (2023-24 / 32 games / 18.8)
 583 (1983-84 / 32 games / 18.2)
 566 (2015-16 / 32 games / 17.7)
 529 (1989-90 / 29 games / 18.2)
 528 (2013-14 / 33 games / 16.0)
 521 (1979-80 / 30 games / 17.4)
 520 (2016-17 / 33 games / 15.8)
 509 (1992-93 / 30 games / 17.0)
 503 (1982-83 / 35 games / 15.2)
498 (2024-25 / 25 games / 19.9)
 491 (2004-05 / 33 games / 14.9)

Winthrop All-Time Free Throw Attempts (Single-Season Top 10)

931 (1980-81 / 39 games / 23.9)
 856 (2023-24 / 32 games / 26.8)
 786 (1983-84 / 32 games / 24.6)
 760 (2019-20 / 34 games / 22.4)
 756 (2015-16 / 32 games / 22.9)
750 (2024-25 / 25 games / 30.0)
 746 (1992-93 / 30 games / 24.9)
 741 (2013-14 / 33 games / 22.5)
 733 (1979-80 / 30 games / 24.4)
 725 (2016-17 / 33 games / 22.0)
 725 (2004-05 / 33 games / 22.0)
 719 (1989-90 / 29 games / 24.8)

| Per Game | Per Game | Total 3's Made |
|-------------------|------------------|-----------------|
| Big South Ranking | National Ranking | Program Ranking |
| 6th | 209th | 18th |
| 4th | 24th | 5th |
| 5th | 42nd | 6th |
| 2nd | 32nd | 3rd |
| 1st | 24th | 1st |
| 1st | 32nd | 2nd |
| 1st | 1st | 1st |
| 1st | 21st | 2nd |
| 2nd | 67th | 15th |
| 1st | 22nd | T5th |
| 1st | 34th | 6th |
| 5th | 178th | 13th |
| 5th | 214th | 23rd |
| - | - | - |

Winthrop All-Time 1,000 Points

| Name | Points (games) |
|---|--------------------|
| 1. Keon Johnson (2013-17) | 2,076 (128) |
| 2. Charles Brunson (1979-82) | 1,850 (92) |
| 3. Xavier Cooks (2014-18) | 1,778 (127) |
| 4. Kelton Telford (2020-present) | 1,735 (142) |
| 5. LaShawn Coulter (1990-95) | 1,663 (112) |
| 6. Tyson Waterman (1995-00) | 1,461 (111) |
| 7. Fred McKinnon (1983-86) | 1,427 (86) |
| 8. Torrell Martin (2003-07) | 1,387 (108) |
| 9. Mark Hailey (1989-93) | 1,384 (111) |
| 10. Mike Gaither (1981-84) | 1,302 (100) |
| 11. Bennie Bennett (1978-81) | 1,296 (100) |
| 12. Andre Jones (2008-12) | 1,291 (123) |
| 13. Michael Jenkins (2004-08) | 1,253 (131) |
| 14. Tyrone Walker (2000-04) | 1,245 (114) |
| 15. Greg Washington (1985-89) | 1,224 (111) |
| 16. Tim Raxter (1978-82) | 1,193 (128) |
| 17. Reggie Middleton (2008-12) | 1,185 (116) |
| 18. James Shuler (2002-06) | 1,160 (116) |
| 19. Craig Bradshaw (2003-07) | 1,158 (123) |
| 20. Josh Ferguson (2016-20) | 1,114 (127) |
| 21. Eddie Gay (1989-93) | 1,079 (108) |
| 22. Andre Smith (2011-15) | 1,071 (125) |
| 23. Carlo Wilkins (1990-94) | 1,020 (109) |
| 24. Pierre Wooten (1998-03) | 1,019 (120) |
| 25. Chris Gaynor (2004-08) | 1,000 (129) |
| 26. Keon Moore (2013-15) | 1,000 (61) |
| 27. Bjorn Broman (2015-19) | 1,000 (125) |

Winthrop All-Time 500 Rebounds

| Name | Rebounds (games) |
|---|------------------|
| 1. Xavier Cooks (2014-18) | 983 (127) |
| 2. Charles Brunson (1978-82) | 913 (92) |
| 3. Kelton Telford (2020-present) | 866 (142) |
| 4. Josh Ferguson (2016-20) | 741 (127) |
| 5. Tyrone Walker (2000-04) | 701 (115) |
| 6. Chad Steele (1993-97) | 692 (106) |
| 7. George Valentine (2007-12) | 676 (131) |
| 8. Mark Hailey (1989-93) | 675 (111) |
| 9. Tim Raxter (1978-82) | 652 (128) |
| 10. Charles Corbin (2007-11) | 648 (115) |
| 11. Eddie Gay (1989-93) | 637 (108) |
| 12. Mantoris Robinson (2006-10) | 592 (126) |
| 13. Allen Washington (1983-86) | 590 (78) |
| 14. Craig Bradshaw (2003-07) | 573 (123) |
| 15. Greg Washington (1985-89) | 566 (111) |
| 16. Chase Claxton (2019-24) | 565 (148) |
| 17. Donnie Creamer (1978-80) | 546 (61) |
| 18. Ronnie Creamer (1978-80) | 545 (62) |
| 19. Greg Lewis (1999-02) | 542 (67) |
| 20. Torrell Martin (2003-07) | 525 (108) |

2024-25 STARTERS BY GAME

| DATE | OPPONENT | G | G | G/F | F | F/C |
|-------|------------------------|-------------|-----------|---------|---------|---------|
| 11-4 | Piedmont | K. Harrison | Jolly | Doucet | Kamarad | Talford |
| 11-9 | Little Rock | K. Harrison | Baker | Doucet | Kamarad | Talford |
| 11-11 | at Virginia Tech | K. Harrison | Baker | Doucet | Kamarad | Talford |
| 11-15 | William & Mary | K. Harrison | Baker | Doucet | Kamarad | Talford |
| 11-16 | Georgia Southern | K. Harrison | Baker | Doucet | Kamarad | Talford |
| 11-17 | NC Central | K. Harrison | Jones III | Baker | Doucet | Talford |
| 11-22 | at Louisville | K. Harrison | Jones III | Johnson | Doucet | Talford |
| 11-25 | LIU | K. Harrison | Jones III | Johnson | Doucet | Talford |
| 11-27 | Averett | K. Harrison | Jones III | Johnson | Doucet | Talford |
| 12-3 | at Queens | K. Harrison | Jones III | Johnson | Doucet | Talford |
| 12-7 | Coastal Carolina | K. Harrison | Jones III | Johnson | Doucet | Talford |
| 12-12 | Bob Jones | K. Harrison | Jones III | Johnson | Doucet | Talford |
| 12-17 | at Florida State | K. Harrison | Jones III | Johnson | Doucet | Talford |
| 12-21 | Mercer | K. Harrison | Jones III | Johnson | Doucet | Talford |
| 12-29 | at Indiana | K. Harrison | Jones III | Johnson | Doucet | Talford |
| 1-2 | USC Upstate | K. Harrison | Jones III | Johnson | Doucet | Talford |
| 1-4 | at Radford | K. Harrison | Jones III | Johnson | Doucet | Talford |
| 1-8 | at Gardner-Webb | K. Harrison | Jones III | Johnson | Doucet | Talford |
| 1-11 | Longwood | K. Harrison | Jones III | Jolly | Doucet | Talford |
| 1-15 | Charleston Southern | K. Harrison | Jones III | Jolly | Johnson | Talford |
| 1-18 | at UNC Asheville | K. Harrison | Jones III | Johnson | Doucet | Talford |
| 1-25 | at High Point | K. Harrison | Jones III | Johnson | Doucet | Talford |
| 1-29 | Presbyterian | K. Harrison | Jolly | Johnson | Doucet | Talford |
| 2-1 | Gardner-Webb | K. Harrison | Jolly | Johnson | Doucet | Talford |
| 2-5 | at Charleston Southern | K. Harrison | Jolly | Johnson | Doucet | Talford |

2024-25 SPECIALTY STATS

| DATE/OPPONENT | | IN PAINT | OFF-TO | 2ND CHANCE | FAST BREAK | BENCH | TIES/LEAD | LARGEST | BIGGEST |
|---------------|------------------------|-----------|-----------|------------|------------|-----------|-----------|--------------|--------------|
| | | (WU/OPP) | (WU/OPP) | (WU/OPP) | (WU/OPP) | | | LEAD | DEFICIT |
| 11-4 | Piedmont | 64/24 | 31/6 | 38/4 | 29/3 | 59/18 | 1/6 | 60 | 2 |
| 11-9 | Little Rock | 28/26 | 17/24 | 19/7 | 18/15 | 21/5 | 2/8 | 23 | 8 |
| 11-11 | at Virginia Tech | 30/20 | 12/16 | 8/13 | 5/2 | 5/16 | 2/11 | 4 | 9 |
| 11-15 | William & Mary | 42/18 | 26/15 | 15/12 | 14/18 | 26/37 | 2/3 | 11 | 13 |
| 11-16 | Georgia Southern | 42/42 | 16/23 | 4/8 | 24/4 | 22/46 | 5/5 | 6 | 13 |
| 11-17 | NC Central | 38/24 | 15/23 | 17/7 | 11/4 | 21/28 | 12/19 | 5 | 7 |
| 11-22 | at Louisville | 28/38 | 13/21 | 16/13 | 0/4 | 8/34 | 3/3 | 2 | 17 |
| 11-25 | LIU | 50/40 | 23/9 | 12/20 | 16/6 | 33/26 | 0/3 | 27 | 5 |
| 11-27 | Averett | 36/20 | 27/6 | 11/9 | 18/4 | 25/23 | 2/0 | 46 | none |
| 12-3 | at Queens | 50/36 | 20/15 | 14/7 | 9/7 | 24/28 | 1/2 | 11 | 4 |
| 12-7 | Coastal Carolina | 44/34 | 22/10 | 8/14 | 17/11 | 13/21 | 7/10 | 17 | 7 |
| 12-12 | Bob Jones | 52/12 | 31/13 | 21/6 | 18/2 | 47/19 | 1/3 | 51 | 4 |
| 12-17 | at Florida State | 22/38 | 21/14 | 19/17 | 2/8 | 25/7 | 3/6 | 2 | 25 |
| 12-21 | Mercer | 38/42 | 14/36 | 9/12 | 31/10 | 20/36 | 1/2 | 16 | 1 |
| 12-29 | at Indiana | 36/54 | 14/19 | 11/16 | 15/17 | 7/18 | 2/1 | 2 | 9 |
| 1-2 | USC Upstate | 56/32 | 20/22 | 16/17 | 13/16 | 6/26 | 7/10 | 24 | 8 |
| 1-4 | at Radford | 34/34 | 13/16 | 18/7 | 6/8 | 9/32 | 0/0 | none | 23 |
| 1-8 | at Gardner-Webb | 48/38 | 25/9 | 11/18 | 9/2 | 7/18 | 3/2 | 1 | 16 |
| 1-11 | Longwood | 40/28 | 16/11 | 16/7 | 9/5 | 28/22 | 0/0 | 26 | none |
| 1-15 | Charleston Southern | 54/42 | 18/12 | 7/24 | 19/7 | 39/13 | 22/19 | 5 | 5 |
| 1-18 | at UNC Asheville | 40/48 | 9/19 | 9/15 | 4/21 | 36/15 | 12/10 | 8 | 13 |
| 1-25 | at High Point | 24/34 | 8/12 | 6/19 | 8/6 | 10/30 | 0/3 | 3 | 31 |
| 1-29 | Presbyterian | 42/32 | 7/11 | 15/12 | 13/10 | 19/26 | 5/4 | 12 | 2 |
| 2-1 | Gardner-Webb | 52/42 | 12/13 | 9/8 | 9/9 | 25/18 | 7/7 | 10 | 6 |
| 2-5 | at Charleston Southern | 46/36 | 5/12 | 16/7 | 6/14 | 24/9 | 0/0 | 26 | none |
| Totals | | 1,036/834 | 435/387 | 345/299 | 323/213 | 559/571 | 100/137 | Largest - 60 | Biggest - 13 |
| Averages | | 41.4/33.4 | 17.4/15.5 | 13.8/12.0 | 12.9/8.5 | 22.4/22.8 | | | |

MARK PROSSER

Mark Prosser is in his fourth season at the helm of the men's basketball program.

Prosser became the 7th head coach in Winthrop men's basketball history when he was introduced Apr. 2, 2021.

On Nov. 15, Prosser earned his 100th career win as the Eagles defeated William & Mary 86-85 on a buzzer beater.

In 2023-24 the Eagles battled their way through injuries that led to 11 different starting lineups, finishing the season 17-15.

The team was one of the most aggressive teams in the nation and it showed with the second-most free throw attempts in program history (856). The Eagles also converted the second-most free throws made in a single-season at 601.

Winthrop finished first in the nation in free throw attempts per game at 26.8.

For the second time in three seasons the Eagles had nine non-conference victories, which included an 85-68 victory at Little Rock and 90-87 win at Coastal Carolina.

The Eagles battled through a injury-riddled 2022-23 and finished the season 15-17 overall and 10-8 in the Big South.

In his first season with the Eagles he guided them to the Big South Conference Championship game and a 23-win season.

The 23 wins were the most by any coach in program history in their first season. It was the third time a first-year head coach won 20 or more games.

He joined Gregg Marshall as the only coaches in program history to begin conference play 5-0 in their first season.

On Nov. 27, 2021 he led the Eagles to the program's first ever win over a PAC-12 opponent with an 82-74 victory at Washington.

The Eagles posted a 13-0 home record, just the third time in program history a team finished with a perfect record at home.

Prosser has spent the previous three seasons as the head coach of the Western Carolina men's basketball program and is no stranger to Winthrop. In April of 2012, Prosser was hired as an assistant coach under Pat Kelsey and then served as Associate Head Coach from August of 2013 until his departure to Western Carolina in the spring of 2018.

Before departing for Western Carolina, Prosser played a role in helping bring the Winthrop men's basketball program back to the top of the Big South Conference, which was achieved when the Eagles captured the 2017 Big South Conference Championship and returned to the NCAA Tournament.

"My family and I could not be more excited to come home to Winthrop University and the Rock Hill community," said Prosser. "We'd like to thank Dr. Halpin, Dr. Hynd, the Board of Trustees and the entire Winthrop community for entrusting us with one of the most prestigious college basketball programs in the country."

In just his second season at the helm of the Catamounts program, Prosser led the team to a 12-win improvement to finish the season at 19-12. It was the second-most improved mark across NCAA Division I men's basketball. That season the team reached the Southern Conference semifinals before falling to eventual champion ETSU. That season Prosser's achievement was recognized by College Insider as he was honored as the Skip Prosser 'Man of the Year' award, which is named after his father.

Winthrop has been one of the top three-point shooting teams in the Big South Conference and nationally over the last 5-6 years and Prosser's teams in

three seasons averaged 9.15 threes per game, which included a program record for a single-season with 302 in 2019-20. In 2018-19 the team set the program record for threes in a single-season, which now sits as the second-most.

Prosser began his coaching career as an assistant coach with Wofford College in Mike Young's first season (2002-03). During that season the Terriers posted a 14-15 mark, which included a 79-77 victory at Virginia Tech. In the Southern Conference, Wofford posted an 8-8 record and advanced to the quarterfinals of the conference tournament.

Following his year at Wofford, Prosser headed to Bucknell as an assistant from 2003-08 under Pat Flannery.

It was at Bucknell that Prosser experienced the most post-season success as the Bison scored two NCAA Tournament upset victories during his tenure. In 2005, the 14th-seeded Bison upset No. 3 Kansas in the first round, earning the award for "Best Upset" at the 2005 ESPY Awards, and finished the year ranked 25th overall nationally with a 23-10 record. The following season, No. 9 seed Bucknell defeated No. 8 Arkansas in March Madness.

In 2005-06, the Bison went undefeated in Patriot League play, the first team to do so in conference history. The team was ranked in the top 25 for the first time in school history and featured Patriot League Player of the Year Charles Lee. For the NCAA Tournament, the Bison were seeded 9th and defeated Arkansas in the first round. In the second round they were defeated by Memphis to end the season at 27-5, the best record in school history.

While at Bucknell, Prosser signed 2008 Patriot League All-Freshman team selection Todd O'Brien and was involved in the player development of Charles Lee, who went on to sign a professional contract with the NBA's San Antonio Spurs. Lee was a three-time All-Patriot League selection and the 2006 Patriot League Player of the Year.

In the summer of 2008, Prosser returned to the sidelines at Southern Conference-member Wofford. During his first season back in Spartanburg in 2008, the Terriers set a school record with 12SoCon wins. In addition, the team posted its first winning overall record since moving to the NCAA Division I level. The following year, Prosser helped Wofford reach a school-record 26 wins along with the Southern Conference Championship and a trip to the NCAA Tournament.

All told, with Prosser on the bench in Spartanburg, the Terriers posted a 63-36 (.636) overall record, highlighted by back-to-back SoCon regular season and tournament championships, and consecutive appearances in the NCAA Tournament. He helped Wofford to a then school-record 26 victories in 2009-10 with a second 20-win season in 2010-11 with a squad that led the SoCon in assists and was also first in assist/turnover margin. Wofford also was eighth in the nation in 3-point percentage and 12th in overall field goal percentage.

Prosser was instrumental in the development of three-time first-team All-SoCon selection Noah Dahlgren, a post player who scored more than 2,000 career points and was twice dubbed SoCon Tournament MVP.

A native of Wheeling, W.Va., Prosser played collegiately at Marist College in Poughkeepsie, N.Y., before a knee injury ended his career prematurely. He began his coaching career as a student assistant coach at Marist until his graduation in 2002, helping the Red Foxes to a share of the Metro-Atlantic Athletic Conference (MAAC) regular season title in 2001-02.

Prosser and his wife Emily are the parents of two -- a daughter, Ava Grayce and a son, Declan.



Career Record

Winthrop: 71-50

Career: 113-126

Big South: 38-22

Coaching Experience

1999-2002

Marist

Student Assistant

2002-03

Wofford College

Assistant Coach

2003-08

Bucknell

Assistant Coach

2008-11

Wofford College

Assistant Coach

2011-12

Brevard College

Head Coach

2012-2013

Winthrop

Assistant Coach

2013-18

Winthrop

Associate Head Coach

2018-21

Western Carolina

Head Coach

2021-present

Winthrop

Head Coach

Playing Experience

1998-99

Marist

MARK PROSSER ERA



Prosser Facts

- Hired as the 7th head coach in Winthrop men's basketball history on Apr. 2, 2021
- Earned his first win at Winthrop on Nov. 9, 2021 with a 110-78 victory over Mary Baldwin as all seven head coaches in program history won in their debut
- Became the 3rd Winthrop coach in program history to win 20 games in first season
- First Winthrop coach to 14 league wins in first season and one of only two to do so in league history (Terry Truax of Towson - 14 in 1992-93)
- Became the 4th coach in program history to begin Winthrop career 2-0
- Prosser and Marshall are also the only coaches to start Big South career 5-0
- Joined Dan Kenney and Gregg Marshall as the only Winthrop coach to get a win in their first Big South Conference regular season contest
- Led Eagles to first ever win over PAC 12 opponent with an 82-74 win at Washington on Nov. 27, 2021
- The win at Washington was the first over a Power 5 team in his career (8th meeting ever vs. Power 5 and is now 1-7)
- Has been on staff for nine conference championship title games and five NCAA Tournament appearances
- Between being the head coach and an assistant coach he's represented Winthrop in 202 games on the bench

WINTHROP 1ST YEAR HEAD COACHING RECORDS

| | |
|----------------|-----------------------|
| Mark Prosser | 23-9 |
| Nield Gordon | 22-9 |
| Gregg Marshall | 21-8 (29 game season) |
| Randy Peele | 20-11 |
| Pat Kelsey | 14-17 |
| Dan Kenney | 14-16 |
| Steve Vacendak | 8-20 (28 game season) |

PROSSER TRENDS

| | <u>WIN</u> | <u>Career</u> |
|------------------------------------|------------|---------------|
| Lead at the half: | 55-12 | 86-25 |
| Trail at the half: | 14-36 | 23-97 |
| Tied at the half: | 2-2 | 4-4 |
| Double-Figure leads at the half: | 25-2 | 38-3 |
| Double-Figure deficit at the half: | 3-14 | 6-46 |
| Score 100+: | 7-0 | 12-0 |
| Score 90+: | 20-1 | 35-2 |
| Score 80+ : | 43-9 | 67-19 |
| Score 70+: | 57-18 | 98-45 |
| Score 60+: | 65-40 | 106-103 |
| Score less than 60: | 1-11 | 1-33 |
| Allow 100+: | 0-1 | 0-4 |
| Allow 90+: | 5-5 | 9-21 |
| Allow 80+: | 16-21 | 29-62 |
| Allow 70+: | 33-42 | 60-103 |
| Allow 60+: | 53-47 | 88-121 |
| Allow less than 60 points: | 18-1 | 25-3 |
| Shoot 50% or better: | 44-5 | 67-15 |
| Shoot 40% or better: | 65-27 | 99-75 |
| Shoot 70% or better at FT Line: | 39-27 | 63-62 |
| Shoot 80% or better at FT Line: | 16-10 | 28-20 |
| Higher field goal percentage: | 65-11 | 99-25 |
| Lower field goal percentage: | 6-38 | 14-99 |
| Same field goal percentage: | 0-1 | 0-2 |
| Outrebound opponent: | 42-7 | 74-36 |
| Outrebound opponent 10+: | 20-1 | 33-6 |
| Outrebounded by opponent: | 28-42 | 34-83 |
| Rebounds are even: | 1-1 | 4-7 |
| More free throw attempts: | 60-25 | 83-60 |
| Fewer free throw attempts: | 9-22 | 26-69 |
| Free throw attempts are even: | 1-2 | 3-6 |
| Make 7+ 3's: | 53-25 | 88-74 |
| Make 10+ 3's: | 33-9 | 58-26 |
| Day games: | 25-18 | 51-50 |
| Night games: | 46-31 | 61-75 |
| Morning games: | 0-0 | 1-0 |
| Games on Monday: | 4-4 | 6-9 |
| Games on Tuesday: | 7-6 | 9-11 |
| Games on Wednesday: | 19-8 | 26-33 |
| Games on Thursday: | 7-2 | 10-8 |
| Games on Friday: | 5-5 | 6-12 |
| Games on Saturday: | 26-20 | 50-49 |
| Games on Sunday: | 3-2 | 5-3 |

Games Decided By:

| | |
|-------------------|-------|
| 1 point: | 5-2 |
| 2 points: | 11-8 |
| 5 points or less: | 29-29 |
| 6-9 points: | 28-28 |
| Double-figures: | 53-67 |

PROSSER ALL-TIME RECORD vs. OPPONENTS

| Team | Games | Overall | Home | Road | Neutral | BSC Tourney | PF | PA |
|------------------------|------------|----------------|--------------|--------------|-------------|-------------|---------------|---------------|
| Anderson (S.C.) | 2 | 1-1 | 0-1 | 1-0 | 0-0 | 0-0 | 145 | 140 |
| Auburn | 1 | 0-1 | 0-0 | 0-1 | 0-0 | 0-0 | 65 | 89 |
| Averett | 1 | 1-0 | 1-0 | 0-0 | 0-0 | 0-0 | 99 | 56 |
| Barton | 1 | 0-1 | 0-0 | 0-0 | 0-1 | 0-0 | 55 | 89 |
| Belmont Abbey | 1 | 0-1 | 0-1 | 0-0 | 0-0 | 0-0 | 80 | 90 |
| Brevard | 1 | 1-0 | 1-0 | 0-0 | 0-0 | 0-0 | 98 | 44 |
| Bryan | 1 | 1-0 | 1-0 | 0-0 | 0-0 | 0-0 | 70 | 64 |
| Bob Jones | 2 | 2-0 | 2-0 | 0-0 | 0-0 | 0-0 | 193 | 104 |
| Bowling Green | 1 | 0-1 | 0-0 | 0-1 | 0-0 | 0-0 | 52 | 73 |
| Campbell | 3 | 3-0 | 2-0 | 1-0 | 0-0 | 0-0 | 247 | 239 |
| Carson-Newman | 2 | 0-2 | 0-1 | 0-1 | 0-0 | 0-0 | 108 | 153 |
| Carver College | 1 | 1-0 | 0-0 | 0-0 | 1-0 | 0-0 | 83 | 52 |
| Catawba College | 2 | 0-2 | 0-1 | 0-1 | 0-0 | 0-0 | 106 | 135 |
| Charleston Sou. | 8 | 8-0 | 4-0 | 4-0 | 0-0 | 0-0 | 643 | 549 |
| Chattanooga | 6 | 3-3 | 1-2 | 2-1 | 0-0 | 0-0 | 466 | 470 |
| Citadel | 7 | 5-2 | 3-0 | 2-1 | 0-1 | 0-0 | 604 | 579 |
| Clemson | 1 | 0-1 | 0-0 | 0-1 | 0-0 | 0-0 | 56 | 78 |
| Coastal Carolina | 4 | 2-2 | 1-1 | 1-1 | 0-0 | 0-0 | 331 | 336 |
| College of Charleston | 2 | 1-1 | 0-1 | 1-0 | 0-0 | 0-0 | 150 | 147 |
| Converse | 1 | 1-0 | 1-0 | 0-0 | 0-0 | 0-0 | 78 | 40 |
| Drexel | 1 | 0-1 | 0-0 | 0-0 | 0-0 | 0-0 | 72 | 74 |
| Duquesne | 1 | 0-1 | 0-0 | 0-1 | 0-0 | 0-0 | 57 | 74 |
| Eastern Michigan | 1 | 1-0 | 0-0 | 0-0 | 1-0 | 0-0 | 101 | 87 |
| Elon | 2 | 1-1 | 1-0 | 0-1 | 0-0 | 0-0 | 139 | 133 |
| ETSU | 7 | 0-7 | 0-3 | 0-3 | 0-1 | 0-0 | 477 | 567 |
| Florida State | 3 | 0-2 | 0-0 | 0-3 | 0-0 | 0-0 | 199 | 228 |
| Furman | 8 | 1-7 | 1-3 | 0-4 | 0-0 | 0-0 | 576 | 644 |
| Gardner-Webb | 10 | 6-4 | 3-2 | 2-2 | 1-0 | 1-0 | 756 | 725 |
| Georgia | 2 | 0-2 | 0-0 | 0-2 | 0-0 | 0-0 | 141 | 169 |
| Georgia Southern | 1 | 0-1 | 0-0 | 0-0 | 0-0 | 0-0 | 87 | 89 |
| Hampton | 1 | 0-0 | 1-0 | 0-0 | 0-0 | 0-0 | 69 | 57 |
| Hartford | 1 | 1-0 | 1-0 | 0-0 | 0-0 | 0-0 | 82 | 75 |
| High Point | 7 | 2-5 | 1-1 | 0-4 | 1-0 | 1-0 | 510 | 534 |
| Hiwassee | 1 | 1-0 | 1-0 | 0-0 | 0-0 | 0-0 | 94 | 55 |
| Holy Cross | 1 | 1-0 | 1-0 | 0-0 | 0-0 | 0-0 | 89 | 51 |
| Indiana | 1 | 0-0 | 0-1 | 0-0 | 0-0 | 0-0 | 68 | 77 |
| IUPUI | 1 | 1-0 | 1-0 | 0-0 | 0-0 | 0-0 | 74 | 61 |
| Iowa | 1 | 0-1 | 0-0 | 0-1 | 0-0 | 0-0 | 60 | 78 |
| Jacksonville | 2 | 2-0 | 1-0 | 1-0 | 0-0 | 0-0 | 173 | 159 |
| Jacksonville State | 1 | 0-1 | 0-0 | 0-0 | 0-1 | 0-0 | 53 | 84 |
| Lees-McRae | 1 | 1-0 | 1-0 | 0-0 | 0-0 | 0-0 | 71 | 55 |
| Lenoir-Rhyne | 2 | 1-1 | 1-0 | 0-1 | 0-0 | 0-0 | 133 | 130 |
| Little Rock | 2 | 2-0 | 0-0 | 2-0 | 0-0 | 0-0 | 167 | 135 |
| Lincoln Memorial | 2 | 0-2 | 0-1 | 0-1 | 0-0 | 0-0 | 101 | 153 |
| LIU | 1 | 1-0 | 1-0 | 0-0 | 0-0 | 0-0 | 87 | 65 |
| Longwood | 8 | 3-5 | 3-0 | 0-3 | 0-2 | 0-1 | 586 | 619 |
| Louisville | 1 | 0-1 | 0-0 | 0-1 | 0-0 | 0-0 | 61 | 76 |
| LSU | 1 | 0-1 | 0-0 | 0-1 | 0-0 | 0-0 | 81 | 89 |
| Mars Hill | 2 | 2-0 | 1-0 | 1-0 | 0-0 | 0-0 | 169 | 156 |
| Mary Baldwin | 1 | 1-0 | 1-0 | 0-0 | 0-0 | 0-0 | 110 | 78 |
| Mercer | 10 | 5-5 | 4-1 | 0-4 | 1-0 | 0-0 | 792 | 768 |
| Middle Tennessee | 2 | 1-1 | 1-0 | 0-1 | 0-0 | 0-0 | 141 | 144 |
| Mississippi State | 1 | 0-1 | 0-0 | 0-0 | 0-1 | 0-0 | 63 | 84 |
| Montevallo | 1 | 0-1 | 0-1 | 0-0 | 0-1 | 0-0 | 40 | 83 |
| Mount Olive | 1 | 0-1 | 0-0 | 0-1 | 0-0 | 0-0 | 78 | 100 |
| Newberry | 3 | 1-2 | 1-1 | 0-1 | 0-0 | 0-0 | 239 | 261 |
| North Carolina A&T | 3 | 3-0 | 2-0 | 1-0 | 0-0 | 0-0 | 258 | 216 |
| North Carolina Central | 1 | 1-0 | 0-0 | 0-0 | 0-0 | 0-0 | 77 | 75 |
| North Carolina State | 1 | 0-1 | 0-0 | 0-1 | 0-0 | 0-0 | 67 | 100 |
| North Georgia | 1 | 0-1 | 0-0 | 0-1 | 0-0 | 0-0 | 66 | 75 |
| North Greenville | 1 | 0-1 | 0-0 | 0-1 | 0-0 | 0-0 | 61 | 68 |
| Penn St. | 1 | 0-1 | 0-0 | 0-1 | 0-0 | 0-0 | 68 | 93 |
| Piedmont | 4 | 4-0 | 4-0 | 0-0 | 0-0 | 0-0 | 407 | 226 |
| Presbyterian | 7 | 6-1 | 3-1 | 3-0 | 0-0 | 0-0 | 495 | 462 |
| Queens | 2 | 2-0 | 1-0 | 1-0 | 0-0 | 0-0 | 174 | 160 |
| Radford | 7 | 3-4 | 2-1 | 1-2 | 0-1 | 0-1 | 489 | 505 |
| Samford | 5 | 3-2 | 2-0 | 1-2 | 0-0 | 0-0 | 422 | 391 |
| SMU | 1 | 0-1 | 0-0 | 0-1 | 0-0 | 0-0 | 65 | 98 |
| South Carolina | 1 | 0-1 | 0-0 | 0-1 | 0-0 | 0-0 | 62 | 72 |
| South Carolina St. | 1 | 1-0 | 1-0 | 0-0 | 0-0 | 0-0 | 81 | 67 |
| Southern Miss | 2 | 0-2 | 0-0 | 0-0 | 0-2 | 0-0 | 115 | 145 |
| Stetson | 1 | 1-0 | 0-0 | 1-0 | 0-0 | 0-0 | 70 | 64 |
| Tennessee Tech | 2 | 2-0 | 1-0 | 1-0 | 0-0 | 0-0 | 165 | 151 |
| Toccoa Falls | 2 | 2-0 | 2-0 | 0-0 | 0-0 | 0-0 | 212 | 114 |
| Troy | 1 | 0-1 | 0-0 | 0-0 | 0-1 | 0-0 | 64 | 66 |
| Tusculum | 2 | 0-2 | 0-1 | 0-1 | 0-0 | 0-0 | 113 | 140 |
| UNC Asheville | 11 | 6-5 | 3-1 | 3-4 | 0-0 | 0-0 | 785 | 867 |
| UNC Greensboro | 6 | 1-5 | 0-3 | 1-2 | 0-0 | 0-0 | 393 | 465 |
| UNC Wilmington | 1 | 1-0 | 0-0 | 0-0 | 1-0 | 0-0 | 98 | 76 |
| USC Upstate | 7 | 5-2 | 3-1 | 2-1 | 0-0 | 0-0 | 576 | 528 |
| Vanderbilt | 1 | 0-1 | 0-0 | 0-1 | 0-0 | 0-0 | 63 | 77 |
| VCU | 1 | 0-1 | 0-0 | 0-1 | 0-0 | 0-0 | 68 | 93 |
| VMI | 7 | 2-5 | 1-2 | 1-2 | 0-1 | 0-0 | 547 | 575 |
| Virginia Tech | 1 | 0-1 | 0-0 | 0-1 | 0-0 | 0-0 | 52 | 58 |
| Wake Forest | 1 | 0-1 | 0-0 | 0-1 | 0-0 | 0-0 | 64 | 71 |
| Washington | 1 | 1-0 | 0-0 | 1-0 | 0-0 | 0-0 | 82 | 74 |
| Washington State | 1 | 0-1 | 0-0 | 0-1 | 0-0 | 0-0 | 86 | 92 |
| William & Mary | 1 | 1-0 | 1-0 | 0-0 | 0-0 | 0-0 | 86 | 85 |
| Wingate | 2 | 0-2 | 0-1 | 0-1 | 0-0 | 0-0 | 110 | 147 |
| Wofford | 6 | 2-4 | 1-2 | 1-2 | 0-0 | 0-0 | 405 | 474 |
| Wright State | 1 | 0-1 | 0-0 | 0-1 | 0-0 | 0-0 | 73 | 96 |
| Xavier | 2 | 0-2 | 0-0 | 0-2 | 0-0 | 0-0 | 120 | 149 |
| Young Harris | 2 | 0-2 | 0-1 | 0-1 | 0-0 | 0-0 | 140 | 171 |
| TOTALS | 238 | 113-125 | 69-36 | 35-76 | 6-12 | 2-2 | 17,789 | 17,080 |

WINTHROP'S ALL-TIME 30/40-POINT GAMES

40-POINT GAMES

| | | |
|----------------------|----|--------------------------------------|
| Melvin Branham (Jr.) | 45 | Jan. 10, 1994 at Charleston Southern |
| David McMahan | 42 | Jan. 15, 1996 vs. Coastal Carolina |
| Keon Johnson | 40 | Feb. 9, 2017 at UNC Asheville |
| Michael Jenkins | 40 | Nov. 10, 2006 vs. North Greenville |
| Fred McKinnon | 40 | Nov. 29, 1985 vs. Morris College |

30-POINT GAMES

| | | |
|----------------------|----|--|
| Keon Johnson | 39 | Feb. 4, 2017 vs. Campbell |
| Mike Gaither | 39 | Nov. 18, 1982 vs. Coker College (Clover, SC) |
| Keon Johnson | 38 | Nov. 21, 2016 at Illinois |
| Jimmy Gavin | 38 | Nov. 27, 2015 at North Carolina State (Raleigh, NC) |
| Greg Lewis | 38 | Dec. 21, 1999 vs. UNC Greensboro |
| Keon Johnson | 37 | Dec. 31, 2016 vs. Radford |
| Robbie Waldrop | 37 | Feb. 12, 1998 at Charleston Southern |
| Xavier Cooks | 36 | Feb. 15, 2018 at Gardner-Webb |
| Keon Johnson | 36 | Jan. 27, 2016 vs. Charleston Southern |
| Fred McKinnon | 36 | Feb. 2, 1985 at Livingstone College |
| Charles Brunson | 36 | Nov. 25, 1980 at Voorhees |
| Sin'Cere McMahon | 35 | Feb. 8, 2023 at UNC Asheville |
| Nych Smith | 35 | Jan. 26, 2019 at Presbyterian College |
| Fred McKinnon | 35 | Jan. 16, 1986 vs. Central Wesleyan College |
| Charles Brunson | 35 | Feb. 4, 1982 vs. Erskine |
| Charles Brunson | 35 | Dec. 10, 1980 at Belmont Abbey |
| David McMahan | 34 | Dec. 30, 1995 at Georgia State |
| Charles Brunson | 34 | Nov. 22, 1980 at Morris College |
| Charles Brunson | 34 | Nov. 19, 1980 vs. Allen University |
| Patrick Good | 33 | Nov. 22, 2021 at Washington State |
| Andre Jones | 33 | Dec. 27, 2011 at Georgia |
| Michael Jenkins | 33 | Mar. 6, 2008 vs. UNC Asheville (Big South Tourney Championship game) |
| Greg Lewis | 33 | Feb. 18, 2002 vs. Coastal Carolina |
| George Henson | 33 | Feb. 10, 1990 at Campbell |
| Shaun Wise | 33 | Dec. 28, 1989 at US International |
| Charles Brunson | 33 | Jan. 11, 1981 at Webber College |
| Josh Ferguson | 32 | Dec. 7, 2019 vs. Coastal Carolina |
| Keon Johnson | 32 | Feb. 13, 2016 at Radford |
| Keon Johnson | 32 | Dec. 31, 2015 vs. Campbell |
| Keon Johnson | 32 | Nov. 24, 2015 at USC Upstate |
| Torrell Martin | 32 | Feb. 24, 2007 at Coastal Carolina |
| Torrell Martin | 32 | Feb. 20, 2006 at Liberty |
| Melvin Branham (Jr.) | 32 | Jan. 27, 1994 at Towson State |
| Mark Hailey (Sr.) | 32 | Feb. 20, 1993 vs. Radford |
| Eddie Gay (Sr.) | 32 | Dec. 13, 1992 vs. The Citadel |
| Charles Brunson | 32 | Jan. 16, 1982 at USC-Aiken |
| Charles Brunson | 32 | Jan. 15, 1981 at USC-Spartanburg |
| Patrick Good | 31 | Jan. 20, 2022 at Presbyterian College |
| Keon Johnson | 31 | Mar. 3, 2017 vs. #4 Gardner-Webb |
| Keon Johnson | 31 | Mar. 2, 2017 vs. #8 Charleston Southern |
| Keon Johnson | 31 | Jan. 28, 2017 vs. High Point |
| Jimmy Gavin | 31 | Mar. 6, 2016 vs. UNC Asheville (Buies Creek, NC-Big South Tourney Championship game) |
| Jimmy Gavin | 31 | Feb. 27, 2016 at Campbell |
| Torrell Martin | 31 | Dec. 4, 2006 at #12 Wisconsin |
| Ted Houpt | 31 | Feb. 12, 1987 at Howard University |
| Fred McKinnon | 31 | Nov. 22, 1985 vs. Wingate |
| Charles Brunson | 31 | Feb. 8, 1982 vs. Presbyterian College |
| Donnie Creamer | 31 | Dec. 9, 1978 at Erskine |
| Patrick Good | 30 | Feb. 19, 2022 at UNC Asheville |
| D.J. Burns Jr. | 30 | Nov. 9, 2021 vs. Mary Baldwin |
| Xavier Cooks | 30 | Dec. 5, 2017 at Georgia |
| Keon Johnson | 30 | Dec. 19, 2015 at Georgia Southern |
| Keon Moore | 30 | Jan. 3, 2015 vs. High Point |
| Tyson Waterman | 30 | Feb. 12, 1999 vs. Charleston Southern |
| Ronnie Creamer | 30 | Jan. 15, 1979 at Francis Marion |
| LaShawn Coulter | 30 | Jan. 21, 1995 at UNC Asheville |
| Mark Hailey (Jr.) | 30 | Nov. 23, 1991 vs. Averett College |
| Greg Washington | 30 | Dec. 15, 1988 vs. East Carolina |
| Fred McKinnon | 30 | Feb. 10, 1985 vs. Armstrong State |
| Ronnie Creamer | 30 | Nov. 18, 1978 vs. Catawba |

Indv./Team Most Points Single-Game

Top 10 Individual Scoring Performances Home/Away

Home

| | | |
|----|-----------------|---|
| 42 | David McMahan | (vs. Coastal Carolina, 1-15-96) |
| 40 | Michael Jenkins | (vs. North Greenville, 11-10-06) |
| | Fred McKinnon | (vs. Morris College, 11-29-85) |
| | Keon Johnson | (at UNC Asheville, 2-9-17) |
| 39 | Keon Johnson | (vs. Campbell, 2-4-17) |
| 38 | Greg Lewis | (vs. UNC Greensboro, 12-21-99) |
| 37 | Keon Johnson | (vs. Radford, 12-31-16) |
| 36 | Keon Johnson | (vs. Charleston Southern, 1-27-16) |
| 35 | Fred McKinnon | (vs. Central Wesleyan College, 1-16-86) |
| | Charles Brunson | (vs. Erskine College, 2-4-82) |

Away

| | | |
|----|--------------------|------------------------------------|
| 45 | Melvin Branham Jr. | (at Charleston Southern, 1-10-94) |
| 40 | Keon Johnson | (at UNC Asheville, 2-9-17) |
| 38 | Keon Johnson | (at Illinois, 11-21-16) |
| | Jimmy Gavin | (at N.C. State, 11-27-15) |
| 37 | Robbie Waldrop | (at Charleston Southern, 2-12-98) |
| 36 | Xavier Cooks | (at Gardner-Webb, 2-15-18) |
| | Fred McKinnon | (at Livingstone College, 2-2-85) |
| | Charles Brunson | (at Voorhees, 11-25-80) |
| 35 | Sin'Cere McMahan | (at UNC Asheville, 2-8-23) |
| | Nych Smith | (at Presbyterian College, 1-26-19) |
| | Charles Brunson | (at Belmont Abbey, 12-10-80) |
| 34 | Charles Brunson | (at Mooris College, 11-22-80) |
| 33 | Patrick Good | (at Washington State, 11-22-21) |
| | Andre Jones | (at Georgia, 12-27-11) |
| | Michael Jenkins | (at UNC Asheville, 3-6-08) |
| | George Henson | (at Campbell, 2-10-90) |
| | Shaun Wise | (at U.S. International, 12-28-89) |
| | Charles Brunson | (at Webber College, 1-11-81) |

Top 5 Individual Scoring Performances vs. Big South Opponents

All Games

| | | |
|----|--------------------|-----------------------------------|
| 45 | Melvin Branham Jr. | (at Charleston Southern, 1-10-94) |
| 42 | David McMahan | (vs. Coastal Carolina, 1-15-96) |
| 40 | Keon Johnson | (at UNC Asheville, 2-9-17) |
| 39 | Keon Johnson | (vs. Campbell, 2-4-17) |
| 37 | Keon Johnson | (vs. Radford, 12-31-16) |

Home

| | | |
|----|---------------|------------------------------------|
| 42 | David McMahan | (vs. Coastal Carolina, 1-15-96) |
| 39 | Keon Johnson | (vs. Campbell, 2-4-17) |
| 37 | Keon Johnson | (vs. Radford, 12-31-16) |
| 36 | Keon Johnson | (vs. Charleston Southern, 1-27-16) |
| 32 | Keon Johnson | (vs. Campbell, 12-31-15) |

Away

| | | |
|----|--------------------|------------------------------------|
| 45 | Melvin Branham Jr. | (at Charleston Southern, 1-10-94) |
| 40 | Keon Johnson | (at UNC Asheville, 2-9-17) |
| 36 | Xavier Cooks | (at Gardner-Webb, 2-15-18) |
| 35 | Sin'Cere McMahan | (at UNC Asheville, 2-8-23) |
| | Nych Smith | (at Presbyterian College, 1-26-19) |
| 33 | George Henson | (at Campbell, 2-10-90) |
| 32 | Keon Johnson | (at Radford, 2-13-16) |
| | Torrell Martin | (at Coastal Carolina, 2-24-07) |
| | Torrell Martin | (at Liberty, 2-20-06) |
| | Melvin Branham Jr. | (at Towson St., 1-27-94) |

Most Point In Home/Away Game (Top 10)

Home

| | | |
|-----|-----------------------------|-----------|
| 134 | Pfeiffer, 11-13-18 | W, 134-99 |
| 132 | Morris, 11-29-85 | W, 132-73 |
| 130 | Johnson & Wales, 12-12-96 | W, 130-33 |
| 127 | Pfeiffer, 11-25-19 | W, 127-83 |
| 125 | Piedmont, 11-4-24 | W, 125-65 |
| 116 | Warren Wilson, 11-24-18 | W, 116-76 |
| 116 | Rio Grande (OH), 12-28-15 | W, 116-84 |
| 113 | Toccoa Falls, 12-29-23 | W, 113-62 |
| 110 | Mary Baldwin | W, 110-78 |
| 109 | Hiwassee, 12-16-18 | W, 109-66 |
| 109 | Catawba, 11-18-78 | W, 109-92 |
| 108 | VMI, 1-6-07 | W, 108-76 |
| 108 | U.S. International, 1-12-91 | W, 108-81 |

Away

| | | |
|-----|---------------------------------|---------------|
| 116 | at Hampton, 1-16-20 | W, 116-95 |
| 109 | at VMI, 1-31-07 | Won, 109-76 |
| 107 | at USC Upstate, 12-13-20 | Won, 107-77 |
| 102 | at Pembroke St., 1-10-86 | Won, 102-99 |
| 101 | at UNC Asheville, 2-9-17 | Lost, 104-101 |
| 101 | at Charleston Sou., 1-10-94 | Won, 101-96 |
| 101 | at Central Connecticut, 12-4-92 | Won, 101-93 |
| 101 | at Benedict College, 2-20-86 | Won, 101-76 |
| 97 | at USC Aiken, 1-14-82 | Won, 97-90 |
| 97 | at Wofford, 1-31-80 | Won, 97-78 |

Most Points Home/Away vs. Big South Opponents (Top 10)

Home

| | | |
|-----|-------------------------------|--------------------|
| 108 | vs. VMI, 1-6-07 | Won, 108-76 |
| 107 | vs. UNCA, 2-26-14 | Won, 107-100 (OT) |
| 106 | vs. VMI, 2-4-09 | Lost, 110-106 (OT) |
| 104 | vs. UNCA | Won, 104-71 |
| 102 | vs. Charleston Sou., 1-15-25 | Won, 102-97 (3OT) |
| 101 | vs. Hampton, 2-9-19 | Won, 101-91 |
| 100 | vs. Coastal Carolina, 2-18-02 | Won, 100-74 |
| 99 | vs. Gardner-Webb, 1-11-20 | Won, 99-95 (3OT) |
| 98 | vs. Armstrong St., 2-17-86 | Won, 98-81 |
| 98 | vs. VMI, 2-8-06 | Won, 98-65 |
| 97 | vs. Gardner-Webb | Won, 97-88 |
| 97 | vs. Towson St., 2-23-95 | Won, 97-93 |
| 96 | vs. Gardner-Webb, 2-1-25 | Won, 96-93 |
| 96 | vs. VMI, 1-7-10 | Won, 96-63 |

Away

| | | |
|-----|----------------------------------|-----------------|
| 116 | at Hampton, 1-16-20 | W, 116-95 |
| 107 | at USC Upstate, 12-13-20 | W, 107-77 |
| 101 | at UNC Asheville, 2-9-17 | Lost, 104-101 |
| 101 | at Charleston Sou., 1-10-94 | Won, 101-96 |
| 96 | at High Point, 2-28-24 | Lost, 100-96 OT |
| 95 | at USC Upstate, 1-26-22 | Won, 95-91 OT |
| 95 | at Longwood, 1-24-18 | Won, 95-78 |
| 94 | at Coastal Carolina, 1-7-94 | Lost, 103-94 |
| 93 | at Presbyterian Col., 2-25-17 | Won, 93-56 |
| 93 | at UMBC, 1-25-93 | Lost, 99-93 |
| 91 | at Presbyterian College, 1-26-19 | Lost, 99-91 |
| 90 | at Gardner-Webb, 2-15-18 | Won, 90-71 |
| 90 | at Towson St., 2-23-95 | Lost, 92-90 |
| 90 | at UNC Asheville, 2-5-90 | Won, 90-89 |
| 90 | at Radford, 1-14-05 | Won, 90-75 |

WINTHROP TEAM/INDIVIDUAL RECORDS

MISC. RECORDS

| | |
|--|------------------------------|
| Most Games Played | 39 (1980-81/31-8) |
| Most Wins | 31 (1980-81) |
| Most Wins (D1 member) | 29 (2006-07) |
| Fewest Wins | 4 (1993-94) |
| Most Losses | 23 (1993-94) |
| Fewest Losses | 5 (2006-07) |
| Best Winning Percentage | .818 (29-5/2006-07) |
| Worst Winning Percentage | .148 (4-23/1993-94) |
| Most Home Wins | 16 (2004-05) |
| Most Home Wins In Winthrop Coliseum | 16 (2004-05) |
| Most Home Losses | 11 (1991-92) |
| Most Home Losses In Winthrop Coliseum | 11 (1991-92) |
| Most Road Wins | 12 (1978-89/2006-07/2016-17) |
| Most Road Losses | 13 (1993-94) |
| Longest Winning Streak | 21 (2019-20 to 2020-21) |
| Longest Winning Streak (single-season) | 19 (2006-07) |
| Longest Losing Streak | 13 (1986-87) |
| Most Big South Wins | 15 ('04-05/'16-17/'19-20) |
| Most Big South Losses | 15 (1993-94) |
| Longest Winning Streak (Big South) | 16 (2006-07/single-season) |
| Longest Winning Streak (Big South) | 22 (2004-05 to 2005-06) |
| Longest Losing Streak (Big South) | 10 (1993-94/single-season) |
| Longest Losing Streak (Big South) | 14 (1993-94 to 1994-95) |

SINGLE-GAME RECORDS (Team)

| | |
|---|---|
| Most Points Scored | 134, vs. Pfeiffer (11-13-18) |
| Largest Margin of Victory | 97 vs. Johnson & Wales (12-7-96) |
| Largest Margin of Victory (D1 opponent) | 44 vs. VMI (84-41/1-23-08) |
| Largest Margin of Defeat | 57 vs. Seton Hall (106-49/12-29-90) |
| Largest Margin of Defeat (D1 member) | 57 vs. Seton Hall (106-49/12-29-90) |
| Fewest Points Allowed | 22 vs. Lander (11-16-81) |
| Most Points First Half | 73 vs. Pfeiffer (11-13-18) |
| Most Point Second Half | 71 vs. Morris (11-29-85) |
| Fewest Points Scored | 23 vs. Col. of Charleston (2-26-93) |
| Fewest Points First Half | 6 vs. Col. of Charleston (2-26-93) |
| Fewest Points Second Half | 11 vs. Washington St. (3-20-08) |
| Fewest Points Against In A Half | 8 vs. Col. of Charleston (2-26-93) |
| Most Field Goals Made | 57 vs. Morris (11-29-85) |
| Most Field Goals Attempted | 101 vs. Piedmont (11-24-78) |
| Best Field Goal Accuracy | .706 vs. USC-Aiken (36-51/1-17-82) |
| Most 3pt Field Goals Made | 24 vs. Hiwassee (12-16-18) |
| Most 3pt Field Goals Attempted | 55 vs. Hiwassee (12-16-18) |
| Best 3pt Field Goal Accuracy | .714 vs. Barton (10-14/12-2-04) D1 Opponent |
| | .643 vs. High Point (9-14/12-5-09) |
| Most Free Throws Made | 39 vs. St. Francis (11-27-89) |
| Most Free Throws Attempted | 50 vs. Campbell (12-30-20) |
| | 50 at High Point (2-28-24) |
| Best Free Throw Accuracy | 1.000 vs. Liberty (21-21/3-5-14) |
| | 1.000 vs. Lander (13-13/2-20-85) |
| Most Rebounds | 70 vs. Presbyterian College (2-11-80) |
| Most Offensive Rebounds* | 28 at Coastal Carolina (12-2-23) |
| | 28 vs. Piedmont (11-4-24) |
| Most Assists | 37 vs. Newberry (2-17-90) |
| Most Steals | 21 vs. Wofford College (1-31-80) vs. Morris (11-29-85) |
| | 16 vs. Voorhees (2-16-81) |
| Most Blocked Shots | 37 vs. Georgia State (12-30-95) |
| Most Personal Fouls | |

SEASON RECORDS

| | |
|------------------------------------|--------------------------|
| Most Points | 2,866 (1980-81) |
| Best Scoring Average | 83.6 (1992-93/30 games) |
| Most Field Goals Made | 1,161 (1978-79) |
| Most Field Attempts | 2,415 (1978-79) |
| Best Field Goal Accuracy | .530 (1985-86) |
| Most 3pt Field Goals | 372 (2018-19/30 games)) |
| Best 3pt Field Goals Per Game Avg. | 12.40 (2018-19/30 games) |
| Most 3pt Field Goals Attempted | 997 (2018-19) |
| Best 3pt Field Goal Accuracy | .431 (1987-88) |
| Most Free Throws Made | 646 (1980-81) |
| Most Free Throws Attempted | 931 (1980-81) |
| Best Free Throw Accuracy | .749 (2015-16) |
| Most Rebounds | 1,613 (1978-79) |
| Most Assists | 818 (1978-79) |
| Most Steals | 479 (1979-80) |
| Most Blocked Shots | 174 (2016-17) |
| Most Personal Fouls | 751 (1978-79) |

* Indicates On Record

SINGLE-GAME RECORDS (Individual)

| | |
|--------------------------------|---|
| Most Points Scored | 45-Melvin Branham vs. Charleston Sou. (1-10-94) |
| Most Field Goals Made | 20-Fred McKinnon vs. Morris (11-25-85) |
| Most Field Goals Attempted | 31-Fred McKinnon vs. Morris (11-25-85) |
| Best Field Goal Accuracy | 1.000-Brian Pope (10-10) vs. Morris (1-6-84) |
| | Eddie Gay (10-10) vs. Coppin St. (11-23-91) |
| | Allen Washington (10-10) vs. Pfeiffer (2-5-86) |
| Most 3pt Field Goals Made | 12-David McMahan vs. Coastal Carolina (1-15-96) |
| | Michael Jenkins vs. North Greenville (11-10-06) |
| Most 3pt Field Goals Attempted | 21-LaShawn Coulter |
| Most Free Throws Made | 18-Mark Hailey vs. Averett (11-26-91) |
| | James Shuler vs. High Point (2-23-06) |
| Most Free Throws Attempted | 20-Mark Hailey vs. Averett (11-26-91) |
| Best Free Throw Accuracy | 1.000-James Shuler (18-18) vs. High Point (2-23-06) |
| Most Rebounds | 23-Allen Washington vs. Piedmont (11-30-85) |
| Most Assists | 17-Rick Riese vs. Limestone (2-12-81) |
| Most Blocked Shots | 7-Rick Riese vs. Limestone (2-12-81) |
| | Billy Houston vs. UNC Asheville (1-11-06) |
| Most Steals | 13-Rick Riese vs. Limestone (2-12-81) |

SINGLE-SEASON RECORDS (Individual)

| | |
|--|--|
| Most Points Scored | 875-Charles Brunson (1980-81) |
| Best Scoring Average | 22.4-Charles Brunson (1980-81) |
| Most Field Goals Made | 354-Charles Brunson (1980-81) |
| Most Field Goals Attempted | 584-Ronnie Creamer (1978-79) |
| Best Field Goal Accuracy (<i>150 attempts</i>) | .657-Charles Brunson (113-172/1979-80) |
| Most 3pt Field Goals Made | 102-Keon Johnson (2016-17) |
| Most 3pt Field Goal Attempts | 255-Keon Johnson (2016-17) |
| Best 3pt Field Goal Accuracy (<i>35 made</i>) | .460-Charles Falden (40-87/2018-19) |
| Most Free Throws Made | 171-Keon Johnson (2016-17) |
| Most Free Throws Attempted | 235-Charles Brunson (1980-81) |
| Best Free Throw Accuracy (<i>80 made</i>) | .867-Mike Gaither (98-113/1981-82) |
| Most Rebounds | 453-Charles Brunson (1980-81) |
| Most Assists | 317-Rick Riese (1980-81) |
| Most Blocked Shots | 72-Duby Okeke (2015-16) |
| Most Steals | 208-Rick Riese (1979-80) |
| Most Minutes Played | 1,374-Charles Brunson (1980-81) |
| Most Personal Fouls | 139-Ronnie Creamer (1978-79) |
| Most Times Disqualified | 14-Donnie Creamer (1978-79) |
| | Melvin Branham (1993-94) |

WINTHROP ALL-TIME D1 TRIPLE-DOUBLES (on record)

| | |
|------------------|---|
| Chandler Vaudrin | Mar. 1, 2021 vs. (8) High Point (10 points, 12 rebounds, 10 assists) |
| Chandler Vaudrin | Dec. 30, 2020 vs. Campbell (10 points, 13 rebounds, 10 assists) |
| Chandler Vaudrin | Dec. 13, 2020 at USC Upstate (13 points, 11 rebounds, 14 assists) |
| Chandler Vaudrin | Jan. 2, 2020 vs. Longwood (10 points, 12 rebounds, 11 assists) |
| Xavier Cooks | Dec. 2, 2017 vs. Reinhardt (11 points, 15 rebounds, 11 assists) |

20-WIN SEASONS

| SEASON (NCAA D1) | SEASON ENDED WITH... | FINAL RECORD |
|------------------|--|--------------|
| 29--2006-07 | (NCAA Tourney - W, 74-64, (6) Notre Dame) | 29-5 |
| | (NCAA 2nd Rnd - L, 75-61, (3) Oregon) | 26-7 |
| 27--2004-05 | (NCAA Tourney - L, 74-64, (3) Gonzaga) | 27-6 |
| 26--2016-17 | (NCAA Tourney - L, 76-64, (3) Butler) | 26-7 |
| 24--2019-20 | (Big South Champions - NCAA Tourney canceled (COVID19) | 24-10 |
| 23--2020-21 | (NCAA Tourney - L, 73-63, (5) Villanova) | 23-2 |
| 23--2021-22 | (Big South Tournament Final - L, 79-58) | 23-9 |
| 23--2015-16 | (Big South Tournament Final - L, 77-68) | 23-9 |
| 23--2005-06 | (NCAA Tourney - L, 63-61, (2) Tennessee) | 23-8 |
| 22--2007-08 | (NCAA Tourney - L, 71-40, (4) Washington State) | 22-12 |
| 21--1999-00 | (NCAA Tourney - L, 74-50, (3) Oklahoma) | 21-9 |
| 21--1998-99 | (NCAA Tourney - L, 80-41, (1) Auburn) | 21-8 |
| 20--2013-14 | (Big South Tournament Final - L, 76-61) | 20-13 |
| 20--2002-03 | (Big South Tournament Semi-Finals - L, 81-80 OT, UNCA) | 20-10 |
| 20--1985-86 | (Big South Tournament Semi-Finals - L, 87-79) | 20-9 |

WINTHROP ALL-TIME SERIES VS. USC UPSTATE

| DATE | Home/Away/Neutral | Won/Lost | Series Record | BSC Record |
|---------------|---------------------------|-----------------|---------------|------------|
| Jan. 18, 1979 | Home | Won, 69-66 | 1-0 | |
| Feb. 15, 1979 | Away | Won, 90-87 | 2-0 | |
| Nov. 29, 1979 | Home | Lost, 100-90 | 2-1 | |
| Jan. 17, 1980 | Away | Won, 84-76 | 3-1 | |
| Dec. 8, 1980 | Home | Won, 88-77 | 4-1 | |
| Jan. 15, 1981 | Away | Lost, 60-57 | 4-2 | |
| Dec. 8, 1981 | Home | Lost, 74-59 | 4-3 | |
| Jan. 6, 1982 | Away | Lost, 60-50 | 4-4 | |
| Jan. 5, 1983 | Away | Lost, 78-62 | 4-5 | |
| Feb. 21, 1983 | Home | Lost, 57-48 | 4-6 | |
| Mar. 4, 1983 | Away | Won, 67-66 | 5-6 | |
| Jan. 25, 1984 | Away | Lost, 63-57 | 5-7 | |
| Feb. 20, 1984 | Home | Lost, 72-63 | 5-8 | |
| Nov. 21, 2009 | Home | Won, 49-46 | 6-8 | |
| Nov. 13, 2013 | Home | Won, 82-74 | 7-8 | |
| Dec. 16, 2013 | Away | Won, 62-53 | 8-8 | |
| Nov. 21, 2015 | Away | Won, 79-78 | 9-8 | |
| Jan. 19, 2019 | Away | Won, 82-72 | 10-8 | 1-0 |
| Jan. 23, 2020 | Home | Won, 79-53 | 11-8 | 2-0 |
| Feb. 27, 2020 | Away | Won, 90-82 | 12-8 | 3-0 |
| Mar. 5, 2020 | Neutral (BSCT - Quarters) | Won, 106-70 | 13-8 | |
| Dec. 12, 2020 | Away | Won, 95-77 | 14-8 | 4-0 |
| Dec. 13, 2020 | Away | Won, 107-77 | 15-8 | 5-0 |
| Jan. 26, 2022 | Away | Won, 95-91 (OT) | 16-8 | 6-0 |
| Feb. 24, 2022 | Home | Won, 89-59 | 17-8 | 7-0 |
| Dec. 29, 2022 | Away | Lost, 70-62 | 17-9 | 7-1 |
| Feb. 11, 2023 | Home | Lost, 79-70 | 17-10 | 7-2 |
| Jan. 6, 2024 | Away | Won, 82-80 (OT) | 18-10 | 8-2 |
| Feb. 24, 2024 | Home | Won, 83-74 | 19-10 | 9-2 |
| Jan. 2, 2025 | Home | Won, 95-76 | 20-10 | 10-2 |

Home Record: 8-5 Away Record: 11-5 Neutral Record: 1-0 Overtime: 2-0 Big South Tourney: 1-0

Notes: First meetings where both programs were D1 members (Nov. 21, 2009)

RECORD WHEN WINTHROP SCORES...

100-plus: 2-0

90-99: 5-1

80-89: 7-0

70-79: 2-1

60-69: 3-3

50-59: 0-4

40-49: 1-1

vs. Upstate by Month...

November: 3-1

December: 4-2

January: 7-4

February: 4-3

March: 2-0

Games Decided By...

1-point: 2-0

2-points: 1-0

1-5: 7-1

6-10: 6-7

11-19: 2-2

20-plus: 5-0

Last Meeting (1/2/25) | Winthrop Coliseum (ROCK HILL, S.C.)



Official Basketball Box Score - Final
USC Upstate at Winthrop
01/02/25 Winthrop Coliseum, Rock Hill, S.C.
2024-25 Men's Basketball

Game Time: 4:00 PM
Game Duration: 2:05
Attendance: 1,448

Officials: Sean Lineberger, Kellen Miliner, Chandler Burton

USC Upstate - 76

Record: 4-12 (0-1)

| NO. | Name | | Min | FG | | 3P | | FT | | Rebounds | | | Fouls | | TP | AS | TO | ST | Blocks | | +/- |
|--------|-------------------|---|-------|------|-------|-------|-------|-----|-----|----------|----|-----|-------|----|----|----|----|----|--------|----|-----|
| | | | | M-A | M-A | M-A | M-A | M-A | M-A | OR | DR | TOT | PF | FD | | | | | BS | BA | |
| 8 | Nic Book | F | 22:17 | 1-3 | 0-0 | 0-0 | 0-0 | 0-0 | 0-0 | 3 | 6 | 9 | 3 | 0 | 2 | 0 | 2 | 0 | 0 | 0 | -29 |
| 3 | Brit Harris | G | 23:59 | 4-11 | 1-4 | 0-0 | 0-0 | 0-0 | 0-0 | 0 | 3 | 3 | 3 | 2 | 9 | 6 | 2 | 1 | 0 | 0 | -5 |
| 4 | Carmelo Adkins | G | 33:40 | 4-12 | 2-6 | 4-5 | 1 | 1 | 2 | 1 | 1 | 2 | 1 | 5 | 14 | 2 | 1 | 0 | 0 | 0 | -32 |
| 5 | Mister Dean | G | 21:24 | 7-12 | 0-0 | 3-3 | 1 | 0 | 1 | 5 | 3 | 17 | 5 | 3 | 17 | 0 | 3 | 3 | 0 | 0 | -6 |
| 11 | Karmani Gregory | G | 27:41 | 3-8 | 2-3 | 0-0 | 0 | 2 | 2 | 0 | 1 | 8 | 0 | 1 | 8 | 4 | 1 | 1 | 0 | 0 | -26 |
| 2 | Isaiah Skinner | | 19:13 | 2-7 | 2-5 | 5-5 | 1 | 1 | 2 | 4 | 2 | 11 | 4 | 2 | 11 | 1 | 0 | 1 | 0 | 0 | 4 |
| 12 | Breylin Garcia | | 14:14 | 1-1 | 0-0 | 0-0 | 3 | 1 | 4 | 5 | 1 | 2 | 5 | 1 | 2 | 0 | 2 | 1 | 0 | 0 | 2 |
| 24 | Chico Johnson | | 14:56 | 0-3 | 0-1 | 2-2 | 0 | 0 | 0 | 0 | 0 | 0 | 0 | 1 | 2 | 0 | 0 | 0 | 1 | 0 | -13 |
| 0 | Andrew McConnell | | 18:30 | 4-8 | 3-6 | 0-1 | 0 | 3 | 3 | 2 | 1 | 11 | 2 | 1 | 11 | 1 | 1 | 0 | 0 | 1 | 7 |
| 22 | Daniel Helterhoff | | 02:59 | 0-0 | 0-0 | 0-0 | 0 | 1 | 1 | 0 | 0 | 0 | 0 | 0 | 0 | 0 | 1 | 0 | 0 | 0 | 5 |
| 21 | CJ Rich | | 01:07 | 0-0 | 0-0 | 0-0 | 0 | 0 | 0 | 0 | 0 | 0 | 0 | 0 | 0 | 0 | 0 | 0 | 0 | 0 | -2 |
| Team | | | | | | | | | | 4 | 1 | 5 | | | 0 | | 1 | | | | |
| Totals | | | | | 26-65 | 10-25 | 14-16 | 13 | 19 | 32 | 23 | 16 | 76 | 14 | 14 | 7 | 1 | 1 | | | -19 |

| Shooting By Period | | |
|--------------------|------|-------------|
| 1 st | FG% | 14-35 40.0% |
| | 3PT% | 6-15 40.0% |
| | FT% | 5-5 100% |
| 2 nd | FG% | 12-30 40.0% |
| | 3PT% | 4-10 40.0% |
| | FT% | 9-11 81.8% |
| GM | FG% | 26-65 40.0% |
| | 3PT% | 10-25 40.0% |
| | FT% | 14-16 87.5% |

Dead Ball Rebounds: 2, 0

Technical Fouls::NONE

Winthrop - 95

Record: 11-5 (1-0)

| NO. | Name | | Min | FG | | 3P | | FT | | Rebounds | | | Fouls | | TP | AS | TO | ST | Blocks | | +/- |
|--------|----------------|---|-------|------|-------|------|-------|-----|-----|----------|----|-----|-------|----|----|----|----|----|--------|----|-----|
| | | | | M-A | M-A | M-A | M-A | M-A | M-A | OR | DR | TOT | PF | FD | | | | | BS | BA | |
| 4 | Kelton Talford | F | 31:10 | 9-11 | 0-0 | 7-11 | 4 | 8 | 12 | 1 | 6 | 25 | 1 | 6 | 25 | 0 | 4 | 1 | 0 | 0 | 28 |
| 12 | K.J. Doucet | F | 29:41 | 8-11 | 1-2 | 5-5 | 4 | 7 | 11 | 3 | 4 | 22 | 3 | 4 | 22 | 2 | 2 | 2 | 0 | 0 | 27 |
| 3 | Paul Jones III | G | 27:03 | 5-8 | 2-5 | 0-0 | 0 | 3 | 3 | 0 | 1 | 12 | 0 | 1 | 12 | 0 | 0 | 0 | 0 | 0 | 25 |
| 10 | Nick Johnson | G | 28:55 | 5-8 | 1-2 | 5-7 | 0 | 3 | 3 | 3 | 7 | 16 | 3 | 7 | 16 | 0 | 2 | 0 | 0 | 0 | 36 |
| 11 | Kasen Harrison | G | 25:21 | 6-10 | 2-4 | 0-0 | 0 | 0 | 0 | 3 | 1 | 14 | 3 | 1 | 14 | 7 | 0 | 2 | 0 | 0 | 23 |
| 1 | Isaiah Wilson | | 14:39 | 0-1 | 0-1 | 3-4 | 0 | 0 | 0 | 2 | 2 | 3 | 2 | 2 | 3 | 0 | 2 | 1 | 0 | 0 | -4 |
| 15 | Tommy Kamarad | | 05:06 | 0-1 | 0-1 | 0-2 | 0 | 0 | 0 | 0 | 1 | 0 | 0 | 1 | 0 | 0 | 0 | 0 | 0 | 0 | -11 |
| 21 | Tai Hamilton | | 08:50 | 0-0 | 0-0 | 1-2 | 2 | 2 | 4 | 2 | 1 | 1 | 2 | 1 | 1 | 0 | 0 | 0 | 1 | 0 | -9 |
| 55 | Bryce Baker | | 10:47 | 0-2 | 0-2 | 0-0 | 0 | 3 | 3 | 1 | 0 | 0 | 1 | 0 | 0 | 0 | 1 | 0 | 0 | 0 | -13 |
| 2 | Ryan Jolly | | 16:52 | 0-3 | 0-2 | 0-0 | 0 | 0 | 0 | 1 | 0 | 0 | 1 | 0 | 0 | 2 | 1 | 1 | 0 | 1 | -6 |
| 5 | Yoro Diallo | | 01:36 | 1-1 | 0-0 | 0-0 | 0 | 0 | 0 | 0 | 0 | 0 | 0 | 0 | 2 | 0 | 0 | 0 | 0 | 0 | -1 |
| Team | | | | | | | | | | 2 | 0 | 2 | | | 0 | | 0 | | | | |
| Totals | | | | | 34-56 | 6-19 | 21-31 | 12 | 26 | 38 | 16 | 23 | 95 | 11 | 12 | 7 | 1 | 1 | | | 19 |

| Shooting By Period | | |
|--------------------|------|-------------|
| 1 st | FG% | 16-26 61.5% |
| | 3PT% | 3-10 30.0% |
| | FT% | 6-10 60% |
| 2 nd | FG% | 18-30 60.0% |
| | 3PT% | 3-9 33.3% |
| | FT% | 15-21 71.4% |
| GM | FG% | 34-56 60.7% |
| | 3PT% | 6-19 31.6% |
| | FT% | 21-31 67.7% |

Dead Ball Rebounds: 1, 0

Technical Fouls::NONE

| | UPST | WIN |
|------------------|----------------------------|---------------------------|
| Biggest lead | 8 (1 st 10:58) | 24 (2 nd 3:21) |
| Best Scoring Run | 11 (1 st 10:58) | 25 (2 nd 3:21) |
| Lead Changes | 10 | |
| Times Tied | 7 | |
| Time with Lead | 10:24 | 26:16 |

| Points from | UPST | WIN |
|---------------|------|-----|
| Turnovers | 22 | 20 |
| Paint | 32 | 56 |
| Second Chance | 17 | 16 |
| Fast Breaks | 16 | 13 |
| Bench | 26 | 6 |

| Period by Period Scoring | | | |
|--------------------------|-----|-----|-----|
| | 1st | 2nd | TOT |
| UPST | 39 | 37 | 76 |
| WIN | 41 | 54 | 95 |

2024-25 COMBINED STATS

2024-25 Winthrop MBB Statistics Winthrop Combined Team Statistics (as of Feb 05, 2025) All games

| RECORD: | OVERALL | HOME | AWAY | NEUTRAL |
|----------------|---------|------|------|---------|
| ALL GAMES | 16-9 | 14-1 | 2-8 | 0-0 |
| CONFERENCE | 6-4 | 5-0 | 1-4 | 0-0 |
| NON-CONFERENCE | 10-5 | 9-1 | 1-4 | 0-0 |

| # | Player | gp-gs | min | avg | Total | | 3-Point | | F-Throw | | Rebounds | | | | pf | dq | a | to | blk | stl | pts | avg |
|----------------|------------------|-------|------|------|----------|------|---------|------|---------|------|----------|-----|-----|------|-----|----|-----|-----|-----|-----|------|------|
| | | | | | fg-fga | fg% | 3fg-fga | 3fg% | ft-fa | ft% | off | def | tot | avg | | | | | | | | |
| 04 | TALFORD, Kelton | 25-25 | 676 | 27.0 | 146-225 | .649 | 0-1 | .000 | 111-169 | .657 | 84 | 114 | 198 | 7.9 | 60 | 1 | 21 | 41 | 19 | 28 | 403 | 16.1 |
| 12 | DOUCET, K.J. | 25-24 | 610 | 24.4 | 117-228 | .513 | 26-71 | .366 | 87-135 | .644 | 39 | 99 | 138 | 5.5 | 76 | 5 | 26 | 57 | 5 | 21 | 347 | 13.9 |
| 11 | HARRISON, Kasen | 25-25 | 743 | 29.7 | 115-230 | .500 | 13-36 | .361 | 82-115 | .713 | 3 | 55 | 58 | 2.3 | 47 | 0 | 93 | 42 | 4 | 30 | 325 | 13.0 |
| 10 | JOHNSON, Nick | 25-18 | 685 | 27.4 | 89-211 | .422 | 28-89 | .315 | 96-138 | .696 | 16 | 53 | 69 | 2.8 | 64 | 3 | 38 | 47 | 12 | 35 | 302 | 12.1 |
| 03 | JONES III, Paul | 25-17 | 515 | 20.6 | 70-185 | .378 | 44-138 | .319 | 19-30 | .633 | 14 | 57 | 71 | 2.8 | 42 | 1 | 11 | 16 | 3 | 10 | 203 | 8.1 |
| 55 | BAKER, Bryce | 25-5 | 482 | 19.3 | 56-151 | .371 | 42-123 | .341 | 9-13 | .692 | 15 | 72 | 87 | 3.5 | 28 | 0 | 18 | 21 | 5 | 16 | 163 | 6.5 |
| 02 | JOLLY, Ryan | 25-6 | 301 | 12.0 | 30-73 | .411 | 13-44 | .295 | 21-25 | .840 | 6 | 13 | 19 | 0.8 | 17 | 0 | 23 | 20 | 1 | 16 | 94 | 3.8 |
| 51 | DUNCOMB, Logan | 15-0 | 114 | 7.6 | 14-30 | .467 | 0-0 | .000 | 16-21 | .762 | 14 | 22 | 36 | 2.4 | 20 | 0 | 1 | 8 | 4 | 4 | 44 | 2.9 |
| 15 | KAMARAD, Tommy | 22-5 | 241 | 11.0 | 22-61 | .361 | 9-44 | .205 | 11-24 | .458 | 15 | 37 | 52 | 2.4 | 29 | 0 | 9 | 9 | 7 | 11 | 64 | 2.9 |
| 21 | HAMILTON, Tai | 24-0 | 213 | 8.9 | 18-36 | .500 | 0-0 | .000 | 18-32 | .563 | 29 | 36 | 65 | 2.7 | 45 | 2 | 4 | 10 | 22 | 10 | 54 | 2.3 |
| 05 | DIALLO, Yoro | 23-0 | 165 | 7.2 | 20-37 | .541 | 1-5 | .200 | 9-20 | .450 | 18 | 23 | 41 | 1.8 | 31 | 0 | 10 | 15 | 4 | 16 | 50 | 2.2 |
| 01 | WILSON, Isaiah | 24-0 | 269 | 11.2 | 13-33 | .394 | 6-16 | .375 | 18-26 | .692 | 2 | 18 | 20 | 0.8 | 38 | 0 | 48 | 25 | 1 | 14 | 50 | 2.1 |
| 14 | VAN BIBBER, Noah | 7-0 | 37 | 5.3 | 4-16 | .250 | 4-14 | .286 | 0-0 | .000 | 1 | 4 | 5 | 0.7 | 2 | 0 | 0 | 1 | 0 | 0 | 12 | 1.7 |
| 08 | CHRISTY, Cam | 6-0 | 12 | 2.0 | 2-8 | .250 | 0-2 | .000 | 1-2 | .500 | 2 | 3 | 5 | 0.8 | 2 | 0 | 1 | 1 | 0 | 0 | 5 | 0.8 |
| 22 | HARRISON, Henry | 6-0 | 12 | 2.0 | 1-7 | .143 | 0-6 | .000 | 0-0 | .000 | 0 | 1 | 1 | 0.2 | 1 | 0 | 1 | 0 | 0 | 0 | 2 | 0.3 |
| Team | | | | | | | | | | | 65 | 48 | 113 | | | | 8 | | | | | |
| Total..... | | 25 | 5075 | | 717-1531 | .468 | 186-589 | .316 | 498-750 | .664 | 323 | 655 | 978 | 39.1 | 502 | 12 | 304 | 321 | 87 | 211 | 2118 | 84.7 |
| Opponents..... | | 25 | 5075 | | 665-1529 | .435 | 205-586 | .350 | 406-566 | .717 | 298 | 635 | 933 | 37.3 | 604 | 28 | 315 | 377 | 107 | 171 | 1941 | 77.6 |

| TEAM STATISTICS | WINTHROP | OPP | Date | Opponent | Score | Att. |
|------------------------|----------|----------|------------|-------------------|------------|-------|
| SCORING | 2118 | 1941 | 11/04/24 | PIEDMONT | w 125-65 | 1246 |
| Points per game | 84.7 | 77.6 | 11/09/24 | LITTLE ROCK | w 82-67 | 2078 |
| Scoring margin | +7.1 | - | 11/11/24 | at Virginia Tech | L 52-58 | 4157 |
| FIELD GOALS-ATT | 717-1531 | 665-1529 | 11/15/24 | WILLIAM & MARY | w 86-85 | 1324 |
| Field goal pct | .468 | .435 | 11/16/24 | GA. SOUTHERN | L 87-89 | 1597 |
| 3 POINT FG-ATT | 186-589 | 205-586 | 11/17/24 | N.C. CENTRAL | w 77-75 | 1390 |
| 3-point FG pct | .316 | .350 | 11/22/24 | at Louisville | L 61-76 | 12462 |
| 3-pt FG made per game | 7.4 | 8.2 | 11/25/24 | LIU | w 87-65 | 1119 |
| FREE THROWS-ATT | 498-750 | 406-566 | 11/27/24 | AVERETT | w 99-56 | 1289 |
| Free throw pct | .664 | .717 | 12/03/24 | at Queens (NC) | w 86-78 | 575 |
| F-Throws made per game | 19.9 | 16.2 | 12/07/24 | COASTAL CAROLINA | w 96-89 | 1798 |
| REBOUNDS | 978 | 933 | 12/12/24 | BOB JONES | w 103-55 | 1328 |
| Rebounds per game | 39.1 | 37.3 | 12/17/24 | at Florida St. | L 64-82 | 4354 |
| Rebounding margin | +1.8 | - | 12/21/24 | MERCER | w 102-97 | 1587 |
| ASSISTS | 304 | 315 | 12/29/24 | at Indiana | L 68-77 | 14499 |
| Assists per game | 12.2 | 12.6 | * 01/02/25 | USC UPSTATE | w 95-76 | 1448 |
| TURNOVERS | 321 | 377 | * 01/04/25 | at Radford | L 67-87 | 916 |
| Turnovers per game | 12.8 | 15.1 | * 01/08/25 | at Gardner-Webb | L 83-89 | 625 |
| Turnover margin | +2.2 | - | * 01/11/25 | LONGWOOD | w 95-76 | 2004 |
| Assist/turnover ratio | 0.9 | 0.8 | * 01/15/25 | CHARLESTON SO. | Wo3 102-97 | 1667 |
| STEALS | 211 | 171 | * 01/18/25 | at UNC Asheville | L 84-93 | 1812 |
| Steals per game | 8.4 | 6.8 | * 01/25/25 | at High Point | L 62-84 | 4623 |
| BLOCKS | 87 | 107 | * 01/29/25 | PRESBYTERIAN | w 76-67 | 1884 |
| Blocks per game | 3.5 | 4.3 | * 02/01/25 | GARDNER-WEBB | w 96-93 | 2217 |
| ATTENDANCE | 23976 | 44873 | * 02/05/25 | at Charleston So. | w 83-65 | 850 |
| Home games-Avg/Game | 15-1598 | 10-4487 | | | | |
| Neutral site-Avg/Game | - | 0-0 | | | | |

* = Conference game

| Score by Periods | 1st | 2nd | OT | OT2 | OT3 | Totals |
|------------------|-----|------|----|-----|-----|--------|
| Winthrop | 957 | 1130 | 10 | 9 | 12 | 2118 |
| Opponents | 902 | 1013 | 10 | 9 | 7 | 1941 |

2024-25 TEAM GAME-BY-GAME

2024-25 Winthrop MBB Statistics Winthrop Team Game-by-Game (as of Feb 05, 2025) All games

TEAM STATISTICS

| Opponent | Date | Score | | Total | | 3-Pointers | | Free throws | | Rebounds | | | | pf | a | t/o | blk | stl | pts | avg |
|-------------------|----------|--------|-----|----------|------|------------|------|-------------|------|----------|-----|-----|------|-----|-----|-----|-----|-----|------|-------|
| | | | | fg-fga | pct | 3fg-fga | pct | ft-fta | pct | off | def | tot | avg | | | | | | | |
| PIEDMONT | 11/04/24 | 125-65 | W | 46-88 | .523 | 13-40 | .325 | 20-28 | .714 | 28 | 35 | 63 | 63.0 | 14 | 20 | 9 | 6 | 10 | 125 | 125.0 |
| LITTLE ROCK | 11/09/24 | 82-67 | W | 23-55 | .418 | 9-27 | .333 | 27-42 | .643 | 21 | 31 | 52 | 57.5 | 23 | 14 | 22 | 2 | 14 | 82 | 103.5 |
| at Virginia Tech | 11/11/24 | 52-58 | L | 20-58 | .345 | 5-32 | .156 | 7-13 | .538 | 11 | 21 | 32 | 49.0 | 17 | 8 | 11 | 3 | 2 | 52 | 86.3 |
| WILLIAM & MARY | 11/15/24 | 86-85 | W | 29-65 | .446 | 8-24 | .333 | 20-31 | .645 | 12 | 23 | 35 | 45.5 | 24 | 10 | 11 | 4 | 14 | 86 | 86.2 |
| GA. SOUTHERN | 11/16/24 | 87-89 | L | 24-51 | .471 | 3-16 | .188 | 36-49 | .735 | 7 | 34 | 41 | 44.6 | 21 | 5 | 20 | 3 | 9 | 87 | 86.4 |
| N.C. CENTRAL | 11/17/24 | 77-75 | W | 26-54 | .481 | 6-21 | .286 | 19-26 | .731 | 13 | 24 | 37 | 43.3 | 17 | 10 | 15 | 3 | 7 | 77 | 84.8 |
| at Louisville | 11/22/24 | 61-76 | L | 22-70 | .314 | 6-29 | .207 | 11-22 | .500 | 19 | 22 | 41 | 43.0 | 23 | 8 | 19 | 0 | 10 | 61 | 81.4 |
| LIU | 11/25/24 | 87-65 | W | 31-61 | .508 | 6-20 | .300 | 19-32 | .594 | 13 | 27 | 40 | 42.6 | 20 | 16 | 10 | 10 | 12 | 87 | 82.1 |
| AVERETT | 11/27/24 | 99-56 | W | 29-64 | .453 | 11-28 | .393 | 30-41 | .732 | 16 | 27 | 43 | 42.7 | 19 | 17 | 8 | 2 | 11 | 99 | 84.0 |
| at Queens (NC) | 12/03/24 | 86-78 | W | 30-61 | .492 | 5-18 | .278 | 21-34 | .618 | 14 | 29 | 43 | 42.7 | 22 | 10 | 13 | 7 | 6 | 86 | 84.2 |
| COASTAL CAROLINA | 12/07/24 | 96-89 | W | 29-53 | .547 | 7-17 | .412 | 31-40 | .775 | 7 | 21 | 28 | 41.4 | 21 | 11 | 5 | 2 | 7 | 96 | 85.3 |
| BOB JONES | 12/12/24 | 103-55 | W | 38-65 | .585 | 12-28 | .429 | 15-20 | .750 | 20 | 36 | 56 | 42.6 | 11 | 23 | 19 | 3 | 8 | 103 | 86.8 |
| at Florida St. | 12/17/24 | 64-82 | L | 20-68 | .294 | 9-36 | .250 | 15-23 | .652 | 14 | 18 | 32 | 41.8 | 19 | 10 | 15 | 3 | 7 | 64 | 85.0 |
| MERCER | 12/21/24 | 102-97 | W | 31-57 | .544 | 11-23 | .478 | 29-48 | .604 | 11 | 32 | 43 | 41.9 | 20 | 18 | 17 | 5 | 8 | 102 | 86.2 |
| at Indiana | 12/29/24 | 68-77 | L | 24-64 | .375 | 6-23 | .261 | 14-20 | .700 | 12 | 27 | 39 | 41.7 | 22 | 8 | 11 | 2 | 6 | 68 | 85.0 |
| USC UPSTATE | 01/02/25 | 95-76 | W | 34-56 | .607 | 6-19 | .316 | 21-31 | .677 | 12 | 26 | 38 | 41.4 | 16 | 11 | 12 | 1 | 7 | 95 | 85.6 |
| at Radford | 01/04/25 | 67-87 | L | 21-59 | .356 | 3-17 | .176 | 22-29 | .759 | 14 | 15 | 29 | 40.7 | 22 | 3 | 8 | 2 | 9 | 67 | 84.5 |
| at Gardner-Webb | 01/08/25 | 83-89 | L | 29-54 | .537 | 4-17 | .235 | 21-38 | .553 | 10 | 18 | 28 | 40.0 | 19 | 9 | 9 | 7 | 8 | 83 | 84.4 |
| LONGWOOD | 01/11/25 | 95-76 | W | 34-60 | .567 | 14-29 | .483 | 13-20 | .650 | 10 | 28 | 38 | 39.9 | 20 | 14 | 14 | 1 | 8 | 95 | 85.0 |
| CHARLESTON SO. | 01/15/25 | 102-97 | Wot | 37-79 | .468 | 7-21 | .333 | 21-37 | .568 | 11 | 37 | 48 | 40.3 | 36 | 14 | 13 | 5 | 8 | 102 | 85.8 |
| at UNC Asheville | 01/18/25 | 84-93 | L | 30-56 | .536 | 10-23 | .435 | 14-22 | .636 | 9 | 21 | 30 | 39.8 | 20 | 15 | 17 | 2 | 8 | 84 | 85.8 |
| at High Point | 01/25/25 | 62-84 | L | 19-53 | .358 | 7-24 | .292 | 17-26 | .654 | 6 | 21 | 27 | 39.2 | 23 | 10 | 9 | 4 | 8 | 62 | 84.7 |
| PRESBYTERIAN | 01/29/25 | 76-67 | W | 26-56 | .464 | 5-20 | .250 | 19-26 | .731 | 13 | 29 | 42 | 39.3 | 15 | 10 | 12 | 3 | 10 | 76 | 84.3 |
| GARDNER-WEBB | 02/01/25 | 96-93 | W | 32-59 | .542 | 6-18 | .333 | 26-40 | .650 | 9 | 21 | 30 | 39.0 | 20 | 14 | 10 | 2 | 9 | 96 | 84.8 |
| at Charleston So. | 02/05/25 | 83-65 | W | 33-65 | .508 | 7-19 | .368 | 10-12 | .833 | 11 | 32 | 43 | 39.1 | 18 | 16 | 12 | 5 | 5 | 83 | 84.7 |
| Winthrop | | 2118 | | 717-1531 | .468 | 186-589 | .316 | 498-750 | .664 | 323 | 655 | 978 | 39.1 | 502 | 304 | 321 | 87 | 211 | 2118 | 84.7 |
| Opponents | | 1941 | | 665-1529 | .435 | 205-586 | .350 | 406-566 | .717 | 298 | 635 | 933 | 37.3 | 604 | 315 | 377 | 107 | 171 | 1941 | 77.6 |

Games played: 25
Points/game: 84.7
FG Pct: 46.8
3FG Pct: 31.6
FT Pct: 66.4

Rebounds/game: 39.1
Assists/game: 12.2
Turnovers/game: 12.8
Assist/turnover ratio: 0.9
Steals/game: 8.4
Blocks/game: 3.5

2024-25 BIG SOUTH ONLY STATS

2024-25 Winthrop MBB Statistics Winthrop Combined Team Statistics (as of Feb 05, 2025) Conference games only

| RECORD: | OVERALL | HOME | AWAY | NEUTRAL |
|----------------|---------|------|------|---------|
| ALL GAMES | 6-4 | 5-0 | 1-4 | 0-0 |
| CONFERENCE | 6-4 | 5-0 | 1-4 | 0-0 |
| NON-CONFERENCE | 0-0 | 0-0 | 0-0 | 0-0 |

| # | Player | gp-gs | min | avg | Total | | 3-Point | | F-Throw | | Rebounds | | | | pf | dq | a | to | blk | stl | pts | avg |
|----------------|------------------|-------|------|------|---------|------|---------|-------|---------|-------|----------|-----|-----|------|-----|----|-----|-----|-----|-----|-----|------|
| | | | | | fg-fga | fg% | 3fg-fga | 3fg% | ft-fta | ft% | off | def | tot | avg | | | | | | | | |
| 04 | TALFORD, Kelton | 10-10 | 281 | 28.1 | 70-90 | .778 | 0-1 | .000 | 41-65 | .631 | 31 | 52 | 83 | 8.3 | 19 | 0 | 12 | 20 | 6 | 9 | 181 | 18.1 |
| 10 | JOHNSON, Nick | 10-9 | 317 | 31.7 | 42-99 | .424 | 11-38 | .289 | 43-64 | .672 | 4 | 27 | 31 | 3.1 | 26 | 1 | 14 | 19 | 5 | 13 | 138 | 13.8 |
| 12 | DOUCET, K.J. | 10-9 | 237 | 23.7 | 46-91 | .505 | 10-28 | .357 | 35-53 | .660 | 13 | 33 | 46 | 4.6 | 34 | 4 | 10 | 21 | 3 | 9 | 137 | 13.7 |
| 11 | HARRISON, Kasen | 10-10 | 310 | 31.0 | 45-97 | .464 | 5-13 | .385 | 26-42 | .619 | 1 | 15 | 16 | 1.6 | 18 | 0 | 42 | 13 | 1 | 9 | 121 | 12.1 |
| 03 | JONES III, Paul | 10-7 | 217 | 21.7 | 30-75 | .400 | 17-52 | .327 | 5-9 | .556 | 2 | 21 | 23 | 2.3 | 23 | 1 | 2 | 3 | 3 | 6 | 82 | 8.2 |
| 55 | BAKER, Bryce | 10-0 | 182 | 18.2 | 18-45 | .400 | 12-34 | .353 | 5-6 | .833 | 5 | 19 | 24 | 2.4 | 10 | 0 | 4 | 6 | 2 | 6 | 53 | 5.3 |
| 51 | DUNCOMB, Logan | 8-0 | 74 | 9.3 | 10-19 | .526 | 0-0 | .000 | 9-11 | .818 | 11 | 13 | 24 | 3.0 | 10 | 0 | 1 | 3 | 3 | 4 | 29 | 3.6 |
| 01 | WILSON, Isaiah | 10-0 | 140 | 14.0 | 8-16 | .500 | 4-7 | .571 | 10-14 | .714 | 1 | 10 | 11 | 1.1 | 20 | 0 | 16 | 10 | 0 | 6 | 30 | 3.0 |
| 15 | KAMARAD, Tommy | 7-0 | 62 | 8.9 | 6-15 | .400 | 4-13 | .308 | 3-6 | .500 | 2 | 13 | 15 | 2.1 | 12 | 0 | 3 | 2 | 2 | 4 | 19 | 2.7 |
| 02 | JOLLY, Ryan | 10-5 | 122 | 12.2 | 10-29 | .345 | 5-19 | .263 | 2-3 | .667 | 1 | 6 | 7 | 0.7 | 9 | 0 | 10 | 8 | 1 | 7 | 27 | 2.7 |
| 05 | DIALLO, Yoro | 10-0 | 66 | 6.6 | 7-11 | .636 | 1-1 | 1.000 | 2-2 | 1.000 | 6 | 7 | 13 | 1.3 | 15 | 0 | 2 | 4 | 1 | 5 | 17 | 1.7 |
| 21 | HAMILTON, Tai | 9-0 | 62 | 6.9 | 3-9 | .333 | 0-0 | .000 | 3-6 | .500 | 8 | 11 | 19 | 2.1 | 12 | 1 | 0 | 3 | 5 | 2 | 9 | 1.0 |
| 22 | HARRISON, Henry | 1-0 | 1 | 1.0 | 0-0 | .000 | 0-0 | .000 | 0-0 | .000 | 0 | 1 | 1 | 1.0 | 0 | 0 | 0 | 0 | 0 | 0 | 0 | 0.0 |
| 08 | CHRISTY, Cam | 1-0 | 1 | 1.0 | 0-0 | .000 | 0-0 | .000 | 0-0 | .000 | 0 | 0 | 0 | 0.0 | 1 | 0 | 0 | 0 | 0 | 0 | 0 | 0.0 |
| 14 | VAN BIBBER, Noah | 1-0 | 3 | 3.0 | 0-1 | .000 | 0-1 | .000 | 0-0 | .000 | 0 | 0 | 0 | 0.0 | 0 | 0 | 0 | 1 | 0 | 0 | 0 | 0.0 |
| Team | | | | | | | | | | | 20 | 20 | 40 | | | | | 3 | | | | |
| Total..... | | 10 | 2075 | | 295-597 | .494 | 69-207 | .333 | 184-281 | .655 | 105 | 248 | 353 | 35.3 | 209 | 7 | 116 | 116 | 32 | 80 | 843 | 84.3 |
| Opponents..... | | 10 | 2075 | | 278-614 | .453 | 83-219 | .379 | 188-246 | .764 | 121 | 266 | 387 | 38.7 | 233 | 12 | 122 | 131 | 34 | 63 | 827 | 82.7 |

| TEAM STATISTICS | WINTHROP | OPP | Date | Opponent | Score | Att. |
|------------------------|----------|---------|---------------------|-------------------|----------|------|
| SCORING | 843 | 827 | * 01/02/25 | USC UPSTATE | W 95-76 | 1448 |
| Points per game | 84.3 | 82.7 | * 01/04/25 | at Radford | L 67-87 | 916 |
| Scoring margin | +1.6 | - | * 01/08/25 | at Gardner-Webb | L 83-89 | 625 |
| FIELD GOALS-ATT | 295-597 | 278-614 | * 01/11/25 | LONGWOOD | W 95-76 | 2004 |
| Field goal pct | .494 | .453 | * 01/15/25 | CHARLESTON SO. | W 102-97 | 1667 |
| 3 POINT FG-ATT | 69-207 | 83-219 | * 01/18/25 | at UNC Asheville | L 84-93 | 1812 |
| 3-point FG pct | .333 | .379 | * 01/25/25 | at High Point | L 62-84 | 4623 |
| 3-pt FG made per game | 6.9 | 8.3 | * 01/29/25 | PRESBYTERIAN | W 76-67 | 1884 |
| FREE THROWS-ATT | 184-281 | 188-246 | * 02/01/25 | GARDNER-WEBB | W 96-93 | 2217 |
| Free throw pct | .655 | .764 | * 02/05/25 | at Charleston So. | W 83-65 | 850 |
| F-Throws made per game | 18.4 | 18.8 | * = Conference game | | | |
| REBOUNDS | 353 | 387 | | | | |
| Rebounds per game | 35.3 | 38.7 | | | | |
| Rebounding margin | -3.4 | - | | | | |
| ASSISTS | 116 | 122 | | | | |
| Assists per game | 11.6 | 12.2 | | | | |
| TURNOVERS | 116 | 131 | | | | |
| Turnovers per game | 11.6 | 13.1 | | | | |
| Turnover margin | +1.5 | - | | | | |
| Assist/turnover ratio | 1.0 | 0.9 | | | | |
| STEALS | 80 | 63 | | | | |
| Steals per game | 8.0 | 6.3 | | | | |
| BLOCKS | 32 | 34 | | | | |
| Blocks per game | 3.2 | 3.4 | | | | |
| ATTENDANCE | 9220 | 8826 | | | | |
| Home games-Avg/Game | 5-1844 | 5-1765 | | | | |
| Neutral site-Avg/Game | - | 0-0 | | | | |

| Score by Periods | 1st | 2nd | OT | OT2 | OT3 | Totals |
|------------------|-----|-----|----|-----|-----|--------|
| Winthrop | 361 | 451 | 10 | 9 | 12 | 843 |
| Opponents | 366 | 435 | 10 | 9 | 7 | 827 |

WINTHROP BASKETBALL

↳ TRADITION RICH PROGRAM ↵

~NCAA D1 Member since 1985~

- 13 Big South Conference Championships (most in conference history)
- 11 NCAA Tournament Appearances (most in conference history and all in the last 22 years)
- Most 20-win seasons in Big South history (14)
- Eight seasons with 23 or more wins and a Big South record 29 wins in 2006-07
- Most wins all-time by Big South member (673) and most league wins all-time (356)
- Only Big South member to earn an 11, 12, 13 and 14 seed in NCAA Tournament
- First Big South member to win an NCAA Tournament game (defeated 6th seeded Notre Dame 74-64 in 2007)
- Big South record 55 conference tournament wins
- Big South record 18 conference championship game appearances
- 23 winning seasons out of 36 NCAA D1 seasons
- Notable Non-Conference Wins (ACC-Clemson (2), Georgia Tech, Miami, Wake Forest/Big East- Providence, Marquette, Notre Dame/Big 10-Illinois/Big 12-Missouri/PAC 12-Washington/SEC-Georgia, Mississippi State, Auburn/Mid-Majors-ODU, Missouri State, Saint Mary's (Ca.), MTSU, at Little Rock/Independent-Miami)
- Three AP All-America selections (Greg Lewis, Keon Johnson, Xavier Cooks)
- 50 All-League selections, 38 All-Tournament Team selections
- Eagles have two of the Top 5 winningest coaches in the history of the league as Gregg Marshall has 194 (2nd) and Pat Kelsey currently has 186 (4th)
- Both are also in the Top 4 for conference wins all-time as Kelsey has 110 (2nd) and Marshall is 4th with 104



WINTHROP

B A S K E T B A L L



Isaiah
Wilson

Guard / 6-1 / 170 / Sr.
Pittsburgh, Pa.
(Richmond)

1

CAREER HONORS

| CAREER HIGHS | | | | BIG SOUTH | | | |
|--------------|----|------------------------|--|-----------|----|----------------------------|--|
| Points | 10 | two times | | Points | 5 | two times | |
| Minutes | 37 | at Mercer (11/19/22) | | Minutes | 21 | Charleston Sou. (1/15/25) | |
| FGM | 4 | Georgia St. (11/16/21) | | FGM | 2 | two times | |
| FGA | 7 | two times | | FGA | 4 | at UNC Asheville (1/18/25) | |
| 3PTFGM | 2 | four times | | 3PTFGM | 1 | four times | |
| 3PTFGA | 3 | four times | | 3PTFGAs | 1 | six times | |
| FTM | 7 | at Mercer (11/19/22) | | FTM | 4 | at High Point (1/25/25) | |
| FTA | 8 | at Mercer (11/19/22) | | FTA | 4 | two times | |
| Rebounds | 6 | at Drake (11/20/21) | | Rebounds | 5 | Charleston Sou. (1/15/25) | |
| Assists | 6 | Piedmont (11/4/24) | | Assists | 3 | three times | |
| Blocks | 1 | two times | | Blocks | | | |
| Steals | 3 | four times | | Steals | 2 | at High Point (1/25/25) | |
| Turnovers | 4 | two times | | Turnovers | 2 | two times | |

EXTRA DRIBBLE

- Has back-to-back games with three assists and has multiple assists in five of the last six
- Has come off the bench in all 10 conference games averaging 3.0 ppg, 1.1 rpg and 1.6 apg
- Solid minutes off the bench (15) at High Point finishing with four points, two rebounds, two assists, and two steals
- Has 12 games with multiple assists and eight games with three or more
- Led the team in assists off the bench with five vs. Mercer
- Came off the bench vs. Bob Jones to lead the team with five assists
- Dished out a career-best six assists in the season-opener vs. Piedmont
- Missed most of 2023-24 with an injury after missing most of 2022-23
- Played five games in 2024-25 before the injury and played in seven games in 2022-23
- Played a career-high 37 minutes at Mercer on Nov. 19, 2022 and finished with a career-best free throws made (7) and free throws attempted (8)
- Transferred from Richmond after two seasons
- As a sophomore he appeared in 33 games for the Spiders with 15 starts for a team that won the Atlantic-10 Championship and advanced in the NCAA Tournament
- In 2021-22 he set a career-high for steals in a single-season with 19
- As a freshman he appeared in 20 games with two starts
- In his first A-10 Tournament he was 5-for-11 from three
- Played last two years of high school for First Love Christian Acad-emy, leading the team to a 2020 National Christian School Athletic Association national championship semifinals
- No. 5 recruit in Pennsylvania's Class of 2020 by 247Sports.com
- No. 35 point guard recruit in Class of 2020 by 247Sports.com
- Began high school career at North Catholic, helping them to Western Pennsylvania Interscholastic Athletic League titles in 2016 and 2017

| Opponent | Date | gs | | min | Total | | 3-Pointers | | Free throws | | Rebounds | | | | pf | | | | pts | | avg |
|-------------------|----------|----|--|-----|--------|-------|------------|-------|-------------|-------|----------|-----|-----|-----|----|----|-----|-----|-----|----|-----|
| | | | | | fg-fga | pct | 3fg-fga | pct | ft-fa | pct | off | def | tot | avg | | a | t/o | blk | stl | | |
| PIEDMONT | 11/04/24 | | | 12 | 0-2 | .000 | 0-1 | .000 | 0-0 | .000 | 0 | 2 | 2 | 2.0 | 2 | 6 | 0 | 0 | 2 | 0 | 0.0 |
| LITTLE ROCK | 11/09/24 | | | 7 | 0-0 | .000 | 0-0 | .000 | 0-0 | .000 | 0 | 0 | 0 | 1.0 | 2 | 0 | 2 | 0 | 1 | 0 | 0.0 |
| at Virginia Tech | 11/11/24 | | | 6 | 0-0 | .000 | 0-0 | .000 | 0-0 | .000 | 0 | 1 | 1 | 1.0 | 0 | 0 | 1 | 0 | 0 | 0 | 0.0 |
| WILLIAM & MARY | 11/15/24 | | | 5 | 0-1 | .000 | 0-1 | .000 | 0-0 | .000 | 0 | 0 | 0 | 0.8 | 0 | 1 | 2 | 0 | 0 | 0 | 0.0 |
| N.C. CENTRAL | 11/17/24 | | | 3 | 0-1 | .000 | 0-1 | .000 | 0-0 | .000 | 1 | 0 | 1 | 0.8 | 0 | 1 | 0 | 0 | 0 | 0 | 0.0 |
| at Louisville | 11/22/24 | | | 7 | 0-1 | .000 | 0-1 | .000 | 0-0 | .000 | 0 | 0 | 0 | 0.7 | 2 | 1 | 1 | 0 | 1 | 0 | 0.0 |
| LIU | 11/25/24 | | | 11 | 0-0 | .000 | 0-0 | .000 | 5-6 | .833 | 0 | 0 | 0 | 0.6 | 4 | 3 | 3 | 0 | 1 | 5 | 0.7 |
| AVERETT | 11/27/24 | | | 12 | 0-2 | .000 | 0-1 | .000 | 2-2 | 1.000 | 0 | 1 | 1 | 0.6 | 1 | 4 | 1 | 0 | 1 | 2 | 0.9 |
| at Queens (NC) | 12/03/24 | | | 12 | 1-2 | .500 | 0-1 | .000 | 0-0 | .000 | 0 | 0 | 0 | 0.6 | 1 | 2 | 2 | 1 | 0 | 2 | 1.0 |
| COASTAL CAROLINA | 12/07/24 | | | 11 | 0-1 | .000 | 0-1 | .000 | 0-0 | .000 | 0 | 1 | 1 | 0.6 | 0 | 1 | 0 | 0 | 0 | 0 | 0.9 |
| BOB JONES | 12/12/24 | | | 17 | 3-4 | .750 | 2-2 | 1.000 | 0-0 | .000 | 0 | 0 | 0 | 0.5 | 1 | 5 | 0 | 0 | 1 | 8 | 1.5 |
| at Florida St. | 12/17/24 | | | 11 | 1-2 | .500 | 0-0 | .000 | 1-2 | .500 | 0 | 1 | 1 | 0.6 | 4 | 2 | 0 | 0 | 0 | 3 | 1.7 |
| MERCER | 12/21/24 | | | 9 | 0-1 | .000 | 0-0 | .000 | 0-0 | .000 | 0 | 2 | 2 | 0.7 | 0 | 5 | 2 | 0 | 1 | 0 | 1.5 |
| at Indiana | 12/29/24 | | | 6 | 0-0 | .000 | 0-0 | .000 | 0-2 | .000 | 0 | 0 | 0 | 0.6 | 1 | 1 | 1 | 0 | 0 | 0 | 1.4 |
| USC UPSTATE | 01/02/25 | | | 14 | 0-1 | .000 | 0-1 | .000 | 3-4 | .750 | 0 | 0 | 0 | 0.6 | 2 | 0 | 2 | 0 | 1 | 3 | 1.5 |
| at Radford | 01/04/25 | | | 8 | 0-0 | .000 | 0-0 | .000 | 0-0 | .000 | 0 | 0 | 0 | 0.6 | 1 | 1 | 0 | 0 | 0 | 0 | 1.4 |
| at Gardner-Webb | 01/08/25 | | | 11 | 0-1 | .000 | 0-0 | .000 | 2-2 | 1.000 | 0 | 2 | 2 | 0.6 | 1 | 0 | 1 | 0 | 1 | 2 | 1.5 |
| LONGWOOD | 01/11/25 | | | 11 | 2-2 | 1.000 | 1-1 | 1.000 | 0-1 | .000 | 0 | 0 | 0 | 0.6 | 2 | 1 | 1 | 0 | 0 | 5 | 1.7 |
| CHARLESTON SO. | 01/15/25 | | | 21 | 2-3 | .667 | 0-1 | .000 | 1-2 | .500 | 1 | 4 | 5 | 0.8 | 4 | 3 | 2 | 0 | 0 | 5 | 1.8 |
| at UNC Asheville | 01/18/25 | | | 19 | 1-4 | .250 | 1-1 | 1.000 | 0-0 | .000 | 0 | 0 | 0 | 0.8 | 3 | 2 | 1 | 0 | 0 | 3 | 1.9 |
| at High Point | 01/25/25 | | | 15 | 0-1 | .000 | 0-1 | .000 | 4-4 | 1.000 | 0 | 2 | 2 | 0.9 | 0 | 2 | 1 | 0 | 2 | 4 | 2.0 |
| PRESBYTERIAN | 01/29/25 | | | 14 | 1-1 | 1.000 | 1-1 | 1.000 | 0-1 | .000 | 0 | 0 | 0 | 0.8 | 2 | 1 | 1 | 0 | 1 | 3 | 2.0 |
| GARDNER-WEBB | 02/01/25 | | | 13 | 1-1 | 1.000 | 1-1 | 1.000 | 0-0 | .000 | 0 | 0 | 0 | 0.8 | 2 | 3 | 0 | 0 | 0 | 3 | 2.1 |
| at Charleston So. | 02/05/25 | | | 14 | 1-2 | .500 | 0-0 | .000 | 0-0 | .000 | 0 | 2 | 2 | 0.8 | 3 | 3 | 1 | 0 | 1 | 2 | 2.1 |
| Totals | | 0 | | 269 | 13-33 | .394 | 6-16 | .375 | 18-26 | .692 | 2 | 18 | 20 | 0.8 | 38 | 48 | 25 | 1 | 14 | 50 | 2.1 |

Games played: 24
Minutes/game: 11.2
Points/game: 2.1
FG Pct: 39.4
3FG Pct: 37.5
FT Pct: 69.2

Rebounds/game: 0.8
Assists/game: 2.0
Turnovers/game: 1.0
Assist/turnover ratio: 1.9
Steals/game: 0.6
Blocks/game: 0.0

| | | | | Field Goals | | 3-Point | | F-Throws | | Rebounds | | | | Scoring | | | | | | |
|---------------|------|-------|-----------|-------------|------|----------|------|----------|------|----------|-----|-----|-----|---------|----|----|-----|-----|-----|-----|
| SEASON | TEAM | GP-GS | MIN/AVG | FG-FGA | FG% | 3FG-3FGA | 3FG% | FT-FTA | FT% | OFF | DEF | TOT | AVG | PF-FO | A | TO | BLK | STL | PTS | AVG |
| 2020-21 | UR | 20-2 | 156/7.8 | 10-25 | .400 | 5-11 | .455 | 10-19 | .526 | 6 | 13 | 19 | 1.0 | 24-0 | 8 | 11 | 0 | 8 | 35 | 1.8 |
| 2021-22 | UR | 33-15 | 486/14.7 | 25-78 | .321 | 9-37 | .243 | 18-29 | .621 | 7 | 30 | 37 | 1.1 | 63-2 | 22 | 29 | 1 | 19 | 77 | 2.3 |
| 2022-23 | Win | 7-6 | 158/22.6 | 9-24 | .375 | 5-10 | .500 | 16-24 | .667 | 0 | 12 | 12 | 1.7 | 23-2 | 15 | 20 | 2 | 7 | 39 | 5.6 |
| 2024-25 | Win | 24-0 | 268/11.2 | 13-33 | .394 | 6-16 | .375 | 18-26 | .692 | 2 | 18 | 20 | 0.8 | 38-0 | 48 | 25 | 1 | 14 | 50 | 2.1 |
| TOTAL FOR Win | | 31-6 | 426/13.7 | 22-57 | .386 | 11-26 | .423 | 34-50 | .680 | 2 | 30 | 32 | 1.0 | 61-2 | 63 | 45 | 3 | 21 | 89 | 2.9 |
| TOTAL | | 84-23 | 1068/12.7 | 57-160 | .356 | 25-74 | .338 | 62-98 | .633 | 15 | 73 | 88 | 1.0 | 148-4 | 93 | 85 | 4 | 48 | 201 | 2.4 |



Ryan
Jolly

2

Guard / 6-3 / 180 / Gr.
Martinez, Ga.
(Piedmont)

CAREER HONORS

2022-23 & 2023-24 CCS First Team All-Conference | 2024 CCS Man of the Year

| CAREER HIGHS | | | BIG SOUTH | | |
|--------------|----|---------------------------------|-----------|----|---------------------------------|
| Points | 37 | at Berea (2/21/23) | Points | 9 | at Charleston Southern (2/5/25) |
| Minutes | 20 | at Charleston Southern (2/5/25) | Minutes | 20 | at Charleston Southern (2/5/25) |
| FGM | 12 | Greensboro (12/5/20) | FGM | 3 | at Charleston Southern (2/5/25) |
| FGA | 24 | at Huntingdon (2/9/24) | FGA | 6 | two times |
| 3PTFGM | 5 | Alma (11/18/23) | 3PTFGM | 2 | Longwood (1/11/25) |
| 3PTFGA | 12 | Brevard (12/3/23) | 3PTFGAs | 3 | two times |
| FTM | 14 | two times | FTM | 2 | at Charleston Southern (2/5/25) |
| FTA | 16 | at Berea (2/21/23) | FTA | 2 | at Charleston Southern (2/5/25) |
| Rebounds | 12 | at Berea (2/21/23) | Rebounds | 4 | at Charleston Southern (2/5/25) |
| Assists | 11 | two times | Assists | 3 | Gardner-Webb (2/1/25) |
| Blocks | 3 | Sewanee (11/8/21) | Blocks | 1 | at Charleston Southern (2/5/25) |
| Steals | 7 | Maryville-TN (1/21/24) | Steals | 2 | at Gardner-Webb (1/8/25) |
| Turnovers | | | Turnovers | 2 | Presbyterian (1/29/25) |

EXTRA DRIBBLE

- Has started last three games and a total of five times this season
- Has his most productive game in league play in the win at Charleston Southern, finishing with nine points, four rebounds, an assist, a block and a steal
- Finished 2-for-3 behind the arc vs. the Lancers for his second game with multiple threes
- Solid 16 minutes off the bench vs. Bob Jones with six points, 2 rebounds and four assists
- Had eight straight games with double-digit minutes come to an end at Radford (7 minutes)
- Came off the bench for 11 points in the win at Queens, 1-of-4 Eagles in double-figures that game (played season-high 21 points)
- In just nine minutes of action vs. LIU, he tied for team-best and season-high three assists
- Faced his former team in the season opener, finishing with 15 points off the bench on 5-of-8 shooting
- Started 26-of-27 games last season at Piedmont and averaged a career-high 21.1 ppg
- Led Piedmont in assists (140), steals (66), points (570), and minutes (896) as well
- 2024 CCS Man of the Year and CCS First Team All-Conference
- 2022-23 CCS First Team All-Conference
- Small College Basketball Bevo Francis Award Top 100 Watch List in 2023-24
- Small College Basketball Trevor Hudgins Award Top 25 Watch List in 2023-24
- Reached 1,000 career points and had 1,371 by the end of the season
- Two-Time CCS All-Academic Team selection
- NABC Honors Court in 2020-21, 2021-22, 2022-23)
- Started career at Lander in 2019-20 and played 18 games with one start

| Opponent | Date | qs | min | Total | | 3-Pointers | | Free throws | | Rebounds | | | | pf | a | t/o | blk | stl | pts | avg | |
|-------------------|----------|----|-----|--------|-------|------------|-------|-------------|-------|----------|-----|-----|-----|-----|----|-----|-----|-----|-----|------|-----|
| | | | | fg-fga | pct | 3fg-fga | pct | ft-fga | pct | off | def | tot | avg | | | | | | | | |
| PIEDMONT | 11/04/24 | * | 19 | 5-8 | .625 | 1-3 | .333 | 4-4 | 1.000 | 1 | 1 | 2 | 2.0 | 0 | 0 | 2 | 0 | 2 | 15 | 15.0 | |
| LITTLE ROCK | 11/09/24 | | 16 | 1-4 | .250 | 1-3 | .333 | 4-4 | 1.000 | 1 | 0 | 1 | 1.5 | 1 | 1 | 4 | 0 | 1 | 7 | 11.0 | |
| at Virginia Tech | 11/11/24 | | 10 | 0-2 | .000 | 0-2 | .000 | 0-0 | .000 | 0 | 0 | 0 | 1.0 | 0 | 1 | 0 | 0 | 0 | 0 | 7.3 | |
| WILLIAM & MARY | 11/15/24 | | 15 | 1-3 | .333 | 0-0 | .000 | 1-2 | .500 | 0 | 0 | 0 | 0.8 | 0 | 1 | 1 | 0 | 2 | 3 | 6.3 | |
| GA. SOUTHERN | 11/16/24 | | 9 | 1-2 | .500 | 0-1 | .000 | 0-0 | .000 | 0 | 1 | 1 | 0.8 | 0 | 0 | 0 | 0 | 0 | 2 | 5.4 | |
| N.C. CENTRAL | 11/17/24 | | 3 | 0-0 | .000 | 0-0 | .000 | 0-0 | .000 | 0 | 0 | 0 | 0.7 | 0 | 0 | 2 | 0 | 0 | 0 | 4.5 | |
| at Louisville | 11/22/24 | | 5 | 1-2 | .500 | 0-0 | .000 | 0-0 | .000 | 1 | 0 | 1 | 0.7 | 1 | 0 | 2 | 0 | 0 | 2 | 4.1 | |
| LIU | 11/25/24 | | 9 | 2-2 | 1.000 | 1-1 | 1.000 | 1-2 | .500 | 0 | 0 | 0 | 0.6 | 1 | 3 | 0 | 0 | 1 | 6 | 4.4 | |
| AVERETT | 11/27/24 | | 11 | 0-2 | .000 | 0-2 | .000 | 3-3 | 1.000 | 0 | 1 | 1 | 0.7 | 1 | 0 | 0 | 0 | 1 | 3 | 4.2 | |
| at Queens (NC) | 12/03/24 | | 21 | 3-6 | .500 | 1-3 | .333 | 4-5 | .800 | 1 | 1 | 2 | 0.8 | 0 | 0 | 0 | 0 | 0 | 11 | 4.9 | |
| COASTAL CAROLINA | 12/07/24 | | 10 | 0-0 | .000 | 0-0 | .000 | 2-2 | 1.000 | 0 | 1 | 1 | 0.8 | 1 | 0 | 0 | 0 | 0 | 2 | 4.6 | |
| BOB JONES | 12/12/24 | | 16 | 2-4 | .500 | 2-3 | .667 | 0-0 | .000 | 1 | 1 | 2 | 0.9 | 0 | 4 | 0 | 0 | 0 | 6 | 4.8 | |
| at Florida St. | 12/17/24 | | 10 | 1-4 | .250 | 1-4 | .250 | 0-0 | .000 | 0 | 0 | 0 | 0.8 | 0 | 1 | 1 | 0 | 1 | 3 | 4.6 | |
| MERCER | 12/21/24 | | 12 | 2-3 | .667 | 0-1 | .000 | 0-0 | .000 | 0 | 1 | 1 | 0.9 | 1 | 2 | 0 | 0 | 1 | 4 | 4.6 | |
| at Indiana | 12/29/24 | | 13 | 1-2 | .500 | 1-2 | .500 | 0-0 | .000 | 0 | 0 | 0 | 0.8 | 2 | 0 | 0 | 0 | 0 | 3 | 4.5 | |
| USC UPSTATE | 01/02/25 | | 16 | 0-3 | .000 | 0-2 | .000 | 0-0 | .000 | 0 | 0 | 0 | 0.8 | 1 | 2 | 1 | 0 | 1 | 0 | 4.2 | |
| at Radford | 01/04/25 | | 7 | 0-1 | .000 | 0-1 | .000 | 0-0 | .000 | 0 | 0 | 0 | 0.7 | 1 | 0 | 1 | 0 | 1 | 0 | 3.9 | |
| at Gardner-Webb | 01/08/25 | | 12 | 1-4 | .250 | 1-2 | .500 | 0-0 | .000 | 0 | 1 | 1 | 0.7 | 2 | 1 | 0 | 0 | 2 | 3 | 3.9 | |
| LONGWOOD | 01/11/25 | * | 17 | 2-3 | .667 | 2-3 | .667 | 0-0 | .000 | 0 | 1 | 1 | 0.7 | 1 | 0 | 1 | 0 | 1 | 6 | 4.0 | |
| CHARLESTON SO. | 01/15/25 | * | 7 | 0-0 | .000 | 0-0 | .000 | 0-0 | .000 | 0 | 0 | 0 | 0.7 | 0 | 0 | 1 | 0 | 0 | 0 | 3.8 | |
| at UNC Asheville | 01/18/25 | | 5 | 0-1 | .000 | 0-1 | .000 | 0-0 | .000 | 0 | 0 | 0 | 0.7 | 0 | 2 | 0 | 0 | 0 | 0 | 3.6 | |
| at High Point | 01/25/25 | | 5 | 0-1 | .000 | 0-1 | .000 | 0-0 | .000 | 0 | 1 | 1 | 0.7 | 1 | 0 | 0 | 0 | 0 | 0 | 3.5 | |
| PRESBYTERIAN | 01/29/25 | * | 15 | 2-6 | .333 | 1-4 | .250 | 0-0 | .000 | 0 | 0 | 0 | 0.7 | 1 | 1 | 2 | 0 | 0 | 5 | 3.5 | |
| GARDNER-WEBB | 02/01/25 | * | 18 | 2-4 | .500 | 0-2 | .000 | 0-1 | .000 | 0 | 0 | 0 | 0.6 | 1 | 3 | 1 | 0 | 1 | 4 | 3.5 | |
| at Charleston So. | 02/05/25 | * | 20 | 3-6 | .500 | 1-3 | .333 | 2-2 | 1.000 | 1 | 3 | 4 | 0.8 | 1 | 1 | 1 | 1 | 1 | 9 | 3.8 | |
| Totals | | | 6 | 301 | 30-73 | .411 | 13-44 | .295 | 21-25 | .840 | 6 | 13 | 19 | 0.8 | 17 | 23 | 20 | 1 | 16 | 94 | 3.8 |

Games played: 25
Minutes/game: 12.0
Points/game: 3.8
FG Pct: 41.1
3FG Pct: 29.5
FT Pct: 84.0

Rebounds/game: 0.8
Assists/game: 0.9
Turnovers/game: 0.8
Assist/turnover ratio: 1.2
Steals/game: 0.6
Blocks/game: 0.0

| | | | | Field Goals | | 3-Point | | F-Throws | | Rebounds | | | | Scoring | | | | | | |
|---------------|--------|--------|-----------|-------------|------|----------|------|----------|-------|----------|-----|-----|-----|---------|-----|-----|-----|-----|------|------|
| SEASON | TEAM | GP-GS | MIN/AVG | FG-FGA | FG% | 3FG-3FGA | 3FG% | FT-FTA | FT% | OFF | DEF | TOT | AVG | PF-FO | A | TO | BLK | STL | PTS | AVG |
| 2019-20 | Lander | 18-1 | 116/6.4 | 12-25 | .480 | 4-10 | .400 | 10-12 | .833 | 1 | 11 | 12 | 0.7 | 8-0 | 6 | 12 | 0 | 4 | 38 | 2.1 |
| 2020-21 | PIED | 17-17 | 502/29.5 | 106-193 | .549 | 27-59 | .458 | 53-63 | .841 | 17 | 61 | 78 | 4.6 | 35-0 | 52 | 54 | 9 | 25 | 292 | 17.2 |
| 2021-22 | PIED | 3-3 | 59/19.7 | 10-20 | .500 | 1-5 | .200 | 8-8 | 1.000 | 2 | 16 | 18 | 6.0 | 5-0 | 9 | 8 | 3 | 6 | 29 | 9.7 |
| 2022-23 | PIED | 27-27 | 865/32.0 | 161-358 | .450 | 35-93 | .376 | 85-104 | .817 | 23 | 146 | 169 | 6.3 | 61-1 | 125 | 82 | 13 | 51 | 442 | 16.4 |
| 2023-24 | PIED | 27-26 | 895/33.2 | 188-362 | .519 | 50-124 | .403 | 144-162 | .889 | 32 | 102 | 134 | 5.0 | 63-0 | 140 | 100 | 9 | 66 | 570 | 21.1 |
| 2024-25 | Win | 25-6 | 303/12.1 | 30-73 | .411 | 13-44 | .295 | 21-25 | .840 | 6 | 13 | 19 | 0.8 | 17-0 | 23 | 20 | 1 | 16 | 94 | 3.8 |
| TOTAL FOR Win | | 25-6 | 303/12.1 | 30-73 | .411 | 13-44 | .295 | 21-25 | .840 | 6 | 13 | 19 | 0.8 | 17-0 | 23 | 20 | 1 | 16 | 94 | 3.8 |
| TOTAL | | 117-80 | 2740/23.4 | 507-1031 | .492 | 130-335 | .388 | 321-374 | .858 | 81 | 349 | 430 | 3.7 | 189-1 | 355 | 276 | 35 | 168 | 1465 | 12.5 |



Paul
Jones III

3

Guard / 6-4 / 170 / Fr.
Suffolk, Va.
(Combine Academy)

CAREER HONORS

Big South Co-Freshman of the Week (1/13/25)

| CAREER HIGHS | | | | BIG SOUTH | | | |
|--------------|----|--------------------------|--|-----------|----|--------------------------|--|
| Points | 25 | Averett (11/27/24) | | Points | 24 | Longwood (1/11/25) | |
| Minutes | 33 | at Gardner-Webb (1/8/25) | | Minutes | 33 | at Gardner-Webb (1/8/25) | |
| FGM | 9 | Longwood (1/11/25) | | FGM | 9 | Longwood (1/11/25) | |
| FGA | 14 | Longwood (1/11/25) | | FGA | 14 | Longwood (1/11/25) | |
| 3PTFGM | 6 | two times | | 3PTFGM | 6 | Longwood (1/11/25) | |
| 3PTFGA | 11 | two times | | 3PTFGAs | 11 | Longwood (1/11/25) | |
| FTM | 5 | Averett (11/27/24) | | FTM | 2 | two times | |
| FTA | 6 | Averett (11/27/24) | | FTA | 4 | Gardner-Webb (2/1/25) | |
| Rebounds | 5 | two times | | Rebounds | 3 | five times | |
| Assists | 3 | two times | | Assists | 1 | two times | |
| Blocks | 2 | at Gardner-Webb (1/8/25) | | Blocks | 2 | at Gardner-Webb (1/8/25) | |
| Steals | 2 | two times | | Steals | 2 | two times | |
| Turnovers | 3 | Bob Jones (12/12/24) | | Turnovers | 1 | two times | |

EXTRA DRIBBLE

- In the first meeting with the Spartans he had 12 points, 3 rebounds
- Since 24 point performance on Jan. 11, he's 10-for-34 from the field, 6-for-25 behind the arc
- Posted 13 points with three triples in the first meeting with the Bucs
- Against Longwood, he scored 22 of his 24 points in the first half to help build a 53-30 halftime lead
- Has 44 threes on the season, which is 4th most by a freshman in program history (Keon Johnson holds the record of 64 set in 2013-14)
- Ranked 10th in the Big South with 1.8 threes per game
- Eagles are 9-3 in the 12 games he's connected on two or more threes
- As a starter he averages 9.8 ppg, 2.9 rpg
- After going 1-for-7 behind the arc at FSU, bounced back to knock down 4-of-7 vs. Mercer
- Had five rebounds vs. Mercer, matching his career-best (3 times)
- Matched career-high in assists with three vs. Coastal
- Posted a career-high 25 points on 6-of-8 from three in the win over Averett (3rd Eagle to score 20 or more this season)
- In second start of his career he posted 12 points, 5 rebounds, assist and steal at Louisville
- Made first start of the season on Nov. 17 vs. N.C. Central, finishing with 11 points, five rebounds
- It was his second game in double-figures, tying his career-high of 11 he posted in the season opener vs. Piedmont
- Has four or more rebounds in 6-of-10 games played
- Hit three triples in the opener and then matched that vs. N.C. Central
- Has double-digit minutes in all six games, including a career-high 26 vs. N.C. Central

| Opponent | Date | gs | min | Total | | 3-Pointers | | Free throws | | Rebounds | | | | | | | | | | | pts | avg |
|-------------------|----------|----|-----|--------|--------|------------|--------|-------------|-------|----------|-----|-----|-----|-----|----|-----|-----|-----|----|------|-----|-----|
| | | | | fg-fga | pct | 3fg-fga | pct | ft-fa | pct | off | def | tot | avg | pf | a | t/o | blk | stl | | | | |
| PIEDMONT | 11/04/24 | | 18 | 4-12 | .333 | 3-10 | .300 | 0-2 | .000 | 4 | 0 | 4 | 4.0 | 0 | 0 | 1 | 0 | 1 | 11 | 11.0 | | |
| LITTLE ROCK | 11/09/24 | | 21 | 2-7 | .286 | 0-4 | .000 | 0-0 | .000 | 1 | 3 | 4 | 4.0 | 1 | 3 | 0 | 0 | 0 | 4 | 7.5 | | |
| at Virginia Tech | 11/11/24 | | 16 | 1-8 | .125 | 1-8 | .125 | 0-0 | .000 | 1 | 0 | 1 | 3.0 | 1 | 0 | 0 | 0 | 0 | 3 | 6.0 | | |
| WILLIAM & MARY | 11/15/24 | | 11 | 0-3 | .000 | 0-1 | .000 | 0-0 | .000 | 0 | 1 | 1 | 2.5 | 1 | 0 | 0 | 0 | 0 | 0 | 4.5 | | |
| GA. SOUTHERN | 11/16/24 | | 12 | 2-6 | .333 | 0-3 | .000 | 2-2 | 1.000 | 1 | 2 | 3 | 2.6 | 1 | 0 | 0 | 0 | 0 | 6 | 4.8 | | |
| N.C. CENTRAL | 11/17/24 | * | 26 | 3-8 | .375 | 3-7 | .429 | 2-3 | .667 | 1 | 4 | 5 | 3.0 | 1 | 0 | 1 | 0 | 0 | 11 | 5.8 | | |
| at Louisville | 11/22/24 | * | 30 | 4-13 | .308 | 2-11 | .182 | 2-3 | .667 | 1 | 4 | 5 | 3.3 | 3 | 1 | 1 | 0 | 1 | 12 | 6.7 | | |
| LIU | 11/25/24 | * | 16 | 1-5 | .200 | 0-3 | .000 | 0-0 | .000 | 1 | 3 | 4 | 3.4 | 1 | 0 | 1 | 0 | 0 | 2 | 6.1 | | |
| AVERETT | 11/27/24 | * | 23 | 7-9 | .778 | 6-8 | .750 | 5-6 | .833 | 0 | 2 | 2 | 3.2 | 2 | 2 | 1 | 0 | 0 | 25 | 8.2 | | |
| at Queens (NC) | 12/03/24 | * | 20 | 2-6 | .333 | 2-4 | .500 | 1-2 | .500 | 1 | 3 | 4 | 3.3 | 3 | 0 | 1 | 0 | 0 | 7 | 8.1 | | |
| COASTAL CAROLINA | 12/07/24 | * | 26 | 2-4 | .500 | 1-3 | .333 | 0-0 | .000 | 0 | 3 | 3 | 3.3 | 0 | 3 | 0 | 0 | 1 | 5 | 7.8 | | |
| BOB JONES | 12/12/24 | * | 14 | 3-6 | .500 | 2-5 | .400 | 1-1 | 1.000 | 0 | 3 | 3 | 3.3 | 0 | 0 | 3 | 0 | 0 | 9 | 7.9 | | |
| at Florida St. | 12/17/24 | * | 16 | 1-8 | .125 | 1-7 | .143 | 0-0 | .000 | 0 | 0 | 0 | 3.0 | 3 | 0 | 0 | 0 | 0 | 3 | 7.5 | | |
| MERCER | 12/21/24 | * | 21 | 4-7 | .571 | 4-7 | .571 | 1-2 | .500 | 0 | 5 | 5 | 3.1 | 1 | 0 | 2 | 0 | 1 | 13 | 7.9 | | |
| at Indiana | 12/29/24 | * | 28 | 4-8 | .500 | 2-5 | .400 | 0-0 | .000 | 1 | 3 | 4 | 3.2 | 1 | 0 | 2 | 0 | 0 | 10 | 8.1 | | |
| USC UPSTATE | 01/02/25 | * | 27 | 5-8 | .625 | 2-5 | .400 | 0-0 | .000 | 0 | 3 | 3 | 3.2 | 0 | 0 | 0 | 0 | 0 | 12 | 8.3 | | |
| at Radford | 01/04/25 | * | 20 | 2-8 | .250 | 2-5 | .400 | 0-0 | .000 | 0 | 2 | 2 | 3.1 | 4 | 0 | 0 | 0 | 2 | 6 | 8.2 | | |
| at Gardner-Webb | 01/08/25 | * | 33 | 3-8 | .375 | 1-5 | .200 | 2-3 | .667 | 0 | 2 | 2 | 3.1 | 3 | 0 | 0 | 2 | 0 | 9 | 8.2 | | |
| LONGWOOD | 01/11/25 | * | 27 | 9-14 | .643 | 6-11 | .545 | 0-0 | .000 | 1 | 2 | 3 | 3.1 | 1 | 0 | 1 | 1 | 0 | 24 | 9.1 | | |
| CHARLESTON SO. | 01/15/25 | * | 29 | 5-13 | .385 | 3-9 | .333 | 0-0 | .000 | 0 | 3 | 3 | 3.1 | 5 | 0 | 0 | 0 | 2 | 13 | 9.3 | | |
| at UNC Asheville | 01/18/25 | * | 12 | 0-4 | .000 | 0-3 | .000 | 0-0 | .000 | 0 | 1 | 1 | 3.0 | 1 | 0 | 0 | 0 | 0 | 0 | 8.8 | | |
| at High Point | 01/25/25 | * | 22 | 2-8 | .250 | 1-7 | .143 | 1-2 | .500 | 0 | 1 | 1 | 2.9 | 1 | 1 | 0 | 0 | 1 | 6 | 8.7 | | |
| PRESBYTERIAN | 01/29/25 | | 21 | 1-5 | .200 | 1-3 | .333 | 0-0 | .000 | 0 | 2 | 2 | 2.8 | 2 | 0 | 0 | 0 | 1 | 3 | 8.4 | | |
| GARDNER-WEBB | 02/01/25 | | 14 | 2-4 | .500 | 1-3 | .333 | 2-4 | .500 | 0 | 3 | 3 | 2.8 | 2 | 1 | 1 | 0 | 0 | 7 | 8.4 | | |
| at Charleston So. | 02/05/25 | | 12 | 1-3 | .333 | 0-1 | .000 | 0-0 | .000 | 1 | 2 | 3 | 2.8 | 4 | 0 | 1 | 0 | 0 | 2 | 8.1 | | |
| Totals | | | 17 | 515 | 70-185 | .378 | 44-138 | .319 | 19-30 | .633 | 14 | 57 | 71 | 2.8 | 42 | 11 | 16 | 3 | 10 | 203 | 8.1 | |

Games played: 25
Minutes/game: 20.6
Points/game: 8.1
FG Pct: 37.8
3FG Pct: 31.9
FT Pct: 63.3

Rebounds/game: 2.8
Assists/game: 0.4
Turnovers/game: 0.6
Assist/turnover ratio: 0.7
Steals/game: 0.4
Blocks/game: 0.1

| | | | | Field Goals | | 3-Point | | F-Throws | | Rebounds | | | | | | | | | Scoring | |
|---------|------|-------|----------|-------------|------|----------|------|----------|------|----------|-----|-----|-----|-------|----|----|-----|-----|---------|-----|
| SEASON | TEAM | GP-GS | MIN/AVG | FG-FGA | FG% | 3FG-3FGA | 3FG% | FT-FTA | FT% | OFF | DEF | TOT | AVG | PF-FO | A | TO | BLK | STL | PTS | AVG |
| 2024-25 | Win | 25-17 | 518/20.7 | 70-185 | .378 | 44-138 | .319 | 19-30 | .633 | 14 | 57 | 71 | 2.8 | 42-1 | 11 | 16 | 3 | 10 | 203 | 8.1 |
| TOTAL | | 25-17 | 518/20.7 | 70-185 | .378 | 44-138 | .319 | 19-30 | .633 | 14 | 57 | 71 | 2.8 | 42-1 | 11 | 16 | 3 | 10 | 203 | 8.1 |



Kelton
Talford

4

Forward / 6-7 / 200 / Sr.
Great Falls, S.C.
(Great Falls H.S.)

CAREER HONORS

2024-25 Preseason All-Big South First Team | 2022-23 & 2023-24 First Team All-Conference
2023 All-Tournament Team (Cancun Challenge Mayan Division) | Big South Player of the Week
(12/23/22, 1/16/24, 1/11/25)

| CAREER HIGHS | | | | BIG SOUTH | | | |
|--------------|----|---------------------------|--|-----------|----|-------------------------------|--|
| Points | 28 | S.C. State (12/6/22) | | Points | 27 | Radford (1/13/24) | |
| Minutes | 38 | three times | | Minutes | 38 | Radford (1/13/24) | |
| FGM | 11 | at LSU (12/17/22) | | FGM | 10 | Presbyterian College (1/4/23) | |
| FGA | 15 | at LSU (12/17/22) | | FGA | 14 | High Point (1/27/24) | |
| 3PTFGM | 2 | at Gardner-Webb (1/20/24) | | 3PTFGM | 2 | at Gardner-Webb 1/20/24) | |
| 3PTFGA | 3 | at Gardner-Webb (1/20/24) | | 3PTFGA | 3 | at Gardner-Webb (1/20/24) | |
| FTM | 11 | Radford (1/13/24) | | FTM | 12 | at Longwood (2/10/24) | |
| FTA | 16 | three times | | FTA | 16 | two times | |
| Rebounds | 16 | Gardner-Webb (1/21/23) | | Rebounds | 16 | Gardner-Webb (1/21/23) | |
| Assists | 4 | two times | | Assists | 4 | two times | |
| Blocks | 3 | three times | | Blocks | 3 | three times | |
| Steals | 3 | Elon (11/19/23) | | Steals | 2 | eight times | |
| Turnovers | 5 | two times | | Turnovers | 5 | two times | |

- EXTRA DRIBBLE
- Has scored 20 or more points in three consecutive games and four of the last five
 - It's the second straight season he's had three straight games with 20 or more
 - Notched his 7th double-double of the season with 25 points, 10 rebounds vs. PC
 - Is 37-for-48 from the floor in the last five games (77%)
 - Is the program's all-time leader in games played (142)
 - Has a career-high 28 steals on the year after getting two at UNC Asheville (previous best was 16 in 2023-24)
 - Leads Big South with 84 offensive rebounds and field goal percentage while sitting 3rd in rebounding and 4th in scoring (as of Feb. 5)
 - He is currently the Big South Conference's career leader in field goal percentage at .648 (Heder Ambroise of Charleston Southern is next at .618 - played 1985-89)
 - His career .648 field goal percentage is 1-7th best in the nation among active players
 - Has a chance to finish Top 20 all-time in NCAA D1 history (20th is at .647)
 - Currently 1-of-11 active players with 1,600 points/800 rebounds (as of Feb. 5)
 - Surpassed Keon Johnson (610) for the most free throw attempts in program history with 684 (ranked 4th among NCAA active players)
 - Went to the foul line a season-high 15 times vs. Coastal (11-of-15) and ranks 10th nationally in total free throw attempts for the season
 - After 11 attempts vs. Upstate, now has 14 career games of 10 or more
 - Approaching 3rd on the program's all-time scoring list as he just surpasses 1,700 (1,734)
 - Reached 800 career rebounds and now ranks 3rd on Winthrop's all-time list with 866 (ranked 10th all-time in Big South - 8 behind 9th)
 - Became 8th player in Big South history with 1,700 points and 800 or more rebounds
 - 3rd Eagle with 1,500 points, 800 rebounds (4th Eagle in league history with 1,000 points and 700 rebounds)
 - In 2023-24 he made 23 consecutive free throws over the course of a three-game stretch (IUPUI/Elon/Georgia)
 - Was in double-figures 28-of-30 games last season
 - Last year he led the conference in field goal percentage (.669) and ranked 6th nationally
 - Posted a career-high 28 points in the win over S.C. State (12-6-22)
 - Is a four-time All-Region selection / Three-time Region A Player of the Year
 - Named All-State three times
 - Helped lead Great Falls to the 2020 1A State Championship
 - In high school career he scored over 1,500 points and had more than 750 rebounds

| Opponent | Date | qs | min | Total | | 3-Pointers | | Free throws | | Rebounds | | | | pf | a | t/o | blk | stl | pts | avg | |
|-------------------|----------|----|-----|--------|---------|------------|------|-------------|---------|----------|-----|-----|-----|-----|----|-----|-----|-----|-----|------|------|
| | | | | fg-fga | pct | 3fg-fga | pct | ft-fta | pct | off | def | tot | avg | | | | | | | | |
| PIEDMONT | 11/04/24 | * | 23 | 7-10 | .700 | 0-0 | .000 | 3-3 | 1.000 | 3 | 6 | 9 | 9.0 | 1 | 1 | 1 | 1 | 1 | 17 | 17.0 | |
| LITTLE ROCK | 11/09/24 | * | 27 | 5-11 | .455 | 0-0 | .000 | 0-2 | .000 | 6 | 3 | 9 | 9.0 | 1 | 2 | 2 | 1 | 2 | 10 | 13.5 | |
| at Virginia Tech | 11/11/24 | * | 29 | 3-4 | .750 | 0-0 | .000 | 3-4 | .750 | 1 | 2 | 3 | 7.0 | 3 | 0 | 2 | 0 | 1 | 9 | 12.0 | |
| WILLIAM & MARY | 11/15/24 | * | 29 | 5-9 | .556 | 0-0 | .000 | 4-9 | .444 | 2 | 4 | 6 | 6.8 | 4 | 1 | 3 | 2 | 0 | 14 | 12.5 | |
| GA. SOUTHERN | 11/16/24 | * | 30 | 5-8 | .625 | 0-0 | .000 | 8-9 | .889 | 1 | 5 | 6 | 6.6 | 5 | 0 | 3 | 1 | 3 | 18 | 13.6 | |
| N.C. CENTRAL | 11/17/24 | * | 31 | 8-13 | .615 | 0-0 | .000 | 6-8 | .750 | 6 | 4 | 10 | 7.2 | 4 | 0 | 2 | 0 | 2 | 22 | 15.0 | |
| at Louisville | 11/22/24 | * | 31 | 6-12 | .500 | 0-0 | .000 | 3-3 | 1.000 | 6 | 3 | 9 | 7.4 | 3 | 1 | 1 | 0 | 1 | 15 | 15.0 | |
| LIU | 11/25/24 | * | 27 | 7-10 | .700 | 0-0 | .000 | 4-6 | .667 | 6 | 7 | 13 | 8.1 | 1 | 1 | 0 | 2 | 1 | 18 | 15.4 | |
| AVERETT | 11/27/24 | * | 18 | 5-8 | .625 | 0-0 | .000 | 3-8 | .375 | 2 | 1 | 3 | 7.6 | 3 | 0 | 0 | 0 | 2 | 13 | 15.1 | |
| at Queens (NC) | 12/03/24 | * | 22 | 3-10 | .300 | 0-0 | .000 | 1-4 | .250 | 3 | 6 | 9 | 7.7 | 3 | 1 | 3 | 0 | 2 | 7 | 14.3 | |
| COASTAL CAROLINA | 12/07/24 | * | 28 | 5-10 | .500 | 0-0 | .000 | 11-15 | .733 | 3 | 3 | 6 | 7.5 | 3 | 0 | 1 | 1 | 2 | 21 | 14.9 | |
| BOB JONES | 12/12/24 | * | 21 | 6-7 | .857 | 0-0 | .000 | 7-10 | .700 | 7 | 7 | 14 | 8.1 | 1 | 0 | 0 | 1 | 0 | 19 | 15.3 | |
| at Florida St. | 12/17/24 | * | 26 | 2-5 | .400 | 0-0 | .000 | 4-6 | .667 | 3 | 2 | 5 | 7.8 | 2 | 0 | 1 | 1 | 1 | 8 | 14.7 | |
| MERCER | 12/21/24 | * | 31 | 4-9 | .444 | 0-0 | .000 | 10-14 | .714 | 3 | 7 | 10 | 8.0 | 3 | 1 | 2 | 3 | 1 | 18 | 14.9 | |
| at Indiana | 12/29/24 | * | 22 | 5-9 | .556 | 0-0 | .000 | 3-3 | 1.000 | 1 | 2 | 3 | 7.7 | 4 | 1 | 0 | 0 | 0 | 13 | 14.8 | |
| USC UPSTATE | 01/02/25 | * | 31 | 9-11 | .818 | 0-0 | .000 | 7-11 | .636 | 4 | 8 | 12 | 7.9 | 1 | 0 | 4 | 0 | 1 | 25 | 15.4 | |
| at Radford | 01/04/25 | * | 31 | 6-9 | .667 | 0-0 | .000 | 3-5 | .600 | 5 | 3 | 8 | 7.9 | 1 | 1 | 0 | 2 | 0 | 15 | 15.4 | |
| at Gardner-Webb | 01/08/25 | * | 34 | 9-10 | .900 | 0-0 | .000 | 3-10 | .300 | 4 | 6 | 10 | 8.1 | 4 | 1 | 3 | 1 | 1 | 21 | 15.7 | |
| LONGWOOD | 01/11/25 | * | 30 | 7-10 | .700 | 0-0 | .000 | 3-4 | .750 | 3 | 6 | 9 | 8.1 | 2 | 1 | 3 | 0 | 2 | 17 | 15.8 | |
| CHARLESTON SO. | 01/15/25 | * | 8 | 2-2 | 1.000 | 0-0 | .000 | 0-1 | .000 | 1 | 1 | 2 | 7.8 | 2 | 1 | 0 | 0 | 0 | 4 | 15.2 | |
| at UNC Asheville | 01/18/25 | * | 33 | 7-10 | .700 | 0-0 | .000 | 7-9 | .778 | 2 | 6 | 8 | 7.8 | 1 | 3 | 2 | 1 | 2 | 21 | 15.5 | |
| at High Point | 01/25/25 | * | 25 | 4-5 | .800 | 0-0 | .000 | 5-8 | .625 | 2 | 4 | 6 | 7.7 | 4 | 2 | 2 | 0 | 0 | 13 | 15.4 | |
| PRESBYTERIAN | 01/29/25 | * | 31 | 9-13 | .692 | 0-0 | .000 | 7-7 | 1.000 | 3 | 7 | 10 | 7.8 | 1 | 0 | 3 | 1 | 1 | 25 | 15.8 | |
| GARDNER-WEBB | 02/01/25 | * | 33 | 9-10 | .900 | 0-0 | .000 | 2-6 | .333 | 2 | 7 | 9 | 7.9 | 3 | 1 | 1 | 1 | 2 | 20 | 16.0 | |
| at Charleston So. | 02/05/25 | * | 25 | 8-10 | .800 | 0-1 | .000 | 4-4 | 1.000 | 5 | 4 | 9 | 7.9 | 0 | 2 | 2 | 0 | 0 | 20 | 16.1 | |
| Totals | | | 25 | 676 | 146-225 | .649 | 0-1 | .000 | 111-169 | .657 | 84 | 114 | 198 | 7.9 | 60 | 21 | 41 | 19 | 28 | 403 | 16.1 |

Games played: 25
Minutes/game: 27.0
Points/game: 16.1
FG Pct: 64.9
3FG Pct: 0.0
FT Pct: 65.7

Rebounds/game: 7.9
Assists/game: 0.8
Turnovers/game: 1.6
Assist/turnover ratio: 0.5
Steals/game: 1.1
Blocks/game: 0.8

| | | | | Field Goals | | 3-Point | | F-Throws | | Rebounds | | | | Scoring | | | | | | |
|---------|------|--------|-----------|-------------|------|----------|------|----------|------|----------|-----|-----|-----|---------|----|-----|-----|-----|------|------|
| SEASON | TEAM | GP-GS | MIN/AVG | FG-FGA | FG% | 3FG-3FGA | 3FG% | FT-FTA | FT% | OFF | DEF | TOT | AVG | PF-FO | A | TO | BLK | STL | PTS | AVG |
| 2020-21 | Win | 25-0 | 338/13.5 | 59-97 | .608 | 0-0 | .000 | 24-45 | .533 | 49 | 45 | 94 | 3.8 | 48-0 | 6 | 22 | 4 | 10 | 142 | 5.7 |
| 2021-22 | Win | 31-5 | 522/16.8 | 101-150 | .673 | 0-0 | .000 | 62-101 | .614 | 50 | 101 | 151 | 4.9 | 56-0 | 8 | 39 | 18 | 10 | 264 | 8.5 |
| 2022-23 | Win | 30-28 | 951/31.7 | 184-275 | .669 | 0-1 | .000 | 119-181 | .657 | 89 | 157 | 246 | 8.2 | 74-3 | 20 | 64 | 18 | 11 | 487 | 16.2 |
| 2023-24 | Win | 31-28 | 844/27.2 | 153-245 | .624 | 2-8 | .250 | 130-188 | .691 | 66 | 111 | 177 | 5.7 | 61-1 | 34 | 66 | 20 | 16 | 438 | 14.1 |
| 2024-25 | Win | 25-25 | 677/27.1 | 146-225 | .649 | 0-1 | .000 | 111-169 | .657 | 84 | 114 | 198 | 7.9 | 60-1 | 21 | 41 | 19 | 28 | 403 | 16.1 |
| TOTAL | | 142-86 | 3331/23.5 | 643-992 | .648 | 2-10 | .200 | 446-684 | .652 | 338 | 528 | 866 | 6.1 | 299-5 | 89 | 232 | 79 | 75 | 1734 | 12.2 |



Yoro Diallo

5

Forward / 6-8 / 210 / R-So.
Cincinnati, Ohio
(Moeller H.S.)

CAREER HONORS

| CAREER HIGHS | | | | BIG SOUTH | | | |
|--------------|----|-----------------------------|--|-----------|----|----------------------------------|--|
| Points | 14 | Toccoa Falls (12/29/23) | | Points | 5 | at Charleston Southern (2/5/25) | |
| Minutes | 23 | Toccoa Falls (12/29/23) | | Minutes | 18 | at Charleston Southern (1/24/24) | |
| FGM | 7 | Toccoa Falls (12/29/23) | | FGM | 2 | three times | |
| FGA | 11 | Toccoa Falls (12/29/23) | | FGA | 4 | at Charleston Southern (1/24/24) | |
| 3PTFGM | 1 | at Florida State (12/22/23) | | 3PTFGM | 1 | at Charleston Southern (2/5/25) | |
| 3PTFGA | 1 | three times | | 3PTFGAs | 1 | three times | |
| FTM | 2 | three times | | FTM | 2 | two times | |
| FTA | 6 | Little Rock (11/9/24) | | FTA | 2 | three times | |
| Rebounds | 12 | Toccoa Falls (12/29/23) | | Rebounds | 7 | Charleston Southern (2/7/24) | |
| Assists | 3 | two times | | Assists | 2 | two times | |
| Blocks | 2 | at Queens (12/3/24) | | Blocks | 1 | Charleston Sou. (1/15/25) | |
| Steals | 4 | at UNC Asheville (1/18/25) | | Steals | 4 | at UNC Asheville (1/18/25) | |
| Turnovers | 3 | at UNC Asheville (1/18/25) | | Turnovers | 3 | at UNC Asheville (1/18/25) | |

EXTRA DRIBBLE

- After a three-game scoreless drought he chipped in with five points at Charleston Southern
- Drilled a three during a big second half run, his first of the year
- Contributed four points, two assists, two rebounds and a career-high four steals in 16 minutes at UNC Asheville
- Has a steal in seven games this season, five of which are multiple-steal games
- Played 11 minutes off the bench vs. Charleston Southern, tied for the second-most minutes in a game this season
- Solid contribution with four points, three rebounds and a block
- Posted double-figures off the bench vs. Bob Jones with 10 and also hauled in six boards (first double-figure game of the season)
- Had a career-high two blocks in the win at Queens, including one with under a minute to go to keep the three-point lead
- Has come off the bench in all 11 games he's played (missed the Virginia Tech game)
- Had two assists vs. LIU (9th career multi-assist game)
- Dished out a career-best three assists on 12/29/23 vs. Toccoa Falls
- Made collegiate debut on Nov. 6 at Clemson (11/6/23)
- Hauled in a career-high seven rebounds vs. Brevard and Bob Jones last season
- Was an All-Team GCL basketball selection in 2022
- Was an All-Team GCL soccer selection in 2021
- Played soccer and basketball at Moeller H.S.
- Entering high school he stepped away from basketball and played soccer for three seasons before returning to basketball for his senior season

| | | | | Total | | 3-Pointers | | Free throws | | Rebounds | | | | | | | | | | | |
|-------------------|----------|----|-----|--------|-------|------------|-------|-------------|-------|----------|-----|-----|-----|----|----|-----|-----|-----|-----|-----|--|
| Opponent | Date | gs | min | fg-fga | pct | 3fg-fga | pct | ft-fga | pct | off | def | tot | avg | pf | a | t/o | blk | stl | pts | avg | |
| PIEDMONT | 11/04/24 | | 15 | 3-5 | .600 | 0-1 | .000 | 2-2 | 1.000 | 4 | 2 | 6 | 6.0 | 1 | 3 | 1 | 0 | 1 | 8 | 8.0 | |
| LITTLE ROCK | 11/09/24 | | 4 | 0-1 | .000 | 0-0 | .000 | 1-6 | .167 | 1 | 1 | 2 | 4.0 | 0 | 0 | 2 | 0 | 2 | 1 | 4.5 | |
| WILLIAM & MARY | 11/15/24 | | 10 | 1-3 | .333 | 0-1 | .000 | 0-0 | .000 | 0 | 1 | 1 | 3.0 | 2 | 2 | 2 | 1 | 3 | 2 | 3.7 | |
| GA. SOUTHERN | 11/16/24 | | 9 | 1-2 | .500 | 0-0 | .000 | 1-2 | .500 | 0 | 0 | 0 | 2.3 | 2 | 0 | 1 | 0 | 2 | 3 | 3.5 | |
| N.C. CENTRAL | 11/17/24 | | 6 | 0-1 | .000 | 0-1 | .000 | 0-0 | .000 | 0 | 0 | 0 | 1.8 | 2 | 0 | 0 | 0 | 0 | 0 | 2.8 | |
| at Louisville | 11/22/24 | | 9 | 0-2 | .000 | 0-0 | .000 | 0-0 | .000 | 0 | 3 | 3 | 2.0 | 1 | 0 | 1 | 0 | 0 | 0 | 2.3 | |
| LIU | 11/25/24 | | 6 | 1-2 | .500 | 0-0 | .000 | 0-0 | .000 | 0 | 1 | 1 | 1.9 | 0 | 2 | 0 | 0 | 0 | 2 | 2.3 | |
| AVERETT | 11/27/24 | | 10 | 1-2 | .500 | 0-0 | .000 | 2-6 | .333 | 5 | 2 | 7 | 2.5 | 3 | 0 | 1 | 0 | 3 | 4 | 2.5 | |
| at Queens (NC) | 12/03/24 | | 10 | 0-0 | .000 | 0-0 | .000 | 0-0 | .000 | 0 | 0 | 0 | 2.2 | 1 | 0 | 1 | 2 | 0 | 0 | 2.2 | |
| COASTAL CAROLINA | 12/07/24 | | 5 | 1-1 | 1.000 | 0-0 | .000 | 1-2 | .500 | 0 | 1 | 1 | 2.1 | 2 | 0 | 0 | 0 | 0 | 3 | 2.3 | |
| BOB JONES | 12/12/24 | | 11 | 5-6 | .833 | 0-0 | .000 | 0-0 | .000 | 2 | 4 | 6 | 2.5 | 2 | 1 | 2 | 0 | 0 | 10 | 3.0 | |
| at Florida St. | 12/17/24 | | 4 | 0-1 | .000 | 0-1 | .000 | 0-0 | .000 | 0 | 1 | 1 | 2.3 | 0 | 0 | 0 | 0 | 0 | 0 | 2.8 | |
| MERCER | 12/21/24 | | 0 | 0-0 | .000 | 0-0 | .000 | 0-0 | .000 | 0 | 0 | 0 | 2.2 | 0 | 0 | 0 | 0 | 0 | 0 | 2.5 | |
| USC UPSTATE | 01/02/25 | | 2 | 1-1 | 1.000 | 0-0 | .000 | 0-0 | .000 | 0 | 0 | 0 | 2.0 | 0 | 0 | 0 | 0 | 0 | 2 | 2.5 | |
| at Radford | 01/04/25 | | 0 | 0-0 | .000 | 0-0 | .000 | 0-0 | .000 | 0 | 0 | 0 | 1.9 | 0 | 0 | 0 | 0 | 0 | 0 | 2.3 | |
| at Gardner-Webb | 01/08/25 | | 8 | 1-1 | 1.000 | 0-0 | .000 | 0-0 | .000 | 1 | 1 | 2 | 1.9 | 3 | 0 | 0 | 0 | 0 | 2 | 2.3 | |
| LONGWOOD | 01/11/25 | | 7 | 0-0 | .000 | 0-0 | .000 | 0-0 | .000 | 1 | 0 | 1 | 1.8 | 1 | 0 | 0 | 0 | 0 | 0 | 2.2 | |
| CHARLESTON SO. | 01/15/25 | | 11 | 1-3 | .333 | 0-0 | .000 | 2-2 | 1.000 | 1 | 2 | 3 | 1.9 | 0 | 0 | 1 | 1 | 0 | 4 | 2.3 | |
| at UNC Asheville | 01/18/25 | | 16 | 2-2 | 1.000 | 0-0 | .000 | 0-0 | .000 | 1 | 1 | 2 | 1.9 | 4 | 2 | 3 | 0 | 4 | 4 | 2.4 | |
| at High Point | 01/25/25 | | 5 | 0-0 | .000 | 0-0 | .000 | 0-0 | .000 | 0 | 1 | 1 | 1.9 | 2 | 0 | 0 | 0 | 1 | 0 | 2.3 | |
| PRESBYTERIAN | 01/29/25 | | 3 | 0-0 | .000 | 0-0 | .000 | 0-0 | .000 | 1 | 0 | 1 | 1.8 | 1 | 0 | 0 | 0 | 0 | 0 | 2.1 | |
| GARDNER-WEBB | 02/01/25 | | 6 | 0-1 | .000 | 0-0 | .000 | 0-0 | .000 | 1 | 1 | 2 | 1.8 | 2 | 0 | 0 | 0 | 0 | 0 | 2.0 | |
| at Charleston So. | 02/05/25 | | 8 | 2-3 | .667 | 1-1 | 1.000 | 0-0 | .000 | 0 | 1 | 1 | 1.8 | 2 | 0 | 0 | 0 | 0 | 5 | 2.2 | |
| Totals | | 0 | 165 | 20-37 | .541 | 1-5 | .200 | 9-20 | .450 | 18 | 23 | 41 | 1.8 | 31 | 10 | 15 | 4 | 16 | 50 | 2.2 | |

Games played: 23
Minutes/game: 7.2
Points/game: 2.2
FG Pct: 54.1
3FG Pct: 20.0
FT Pct: 45.0

Rebounds/game: 1.8
Assists/game: 0.4
Turnovers/game: 0.7
Assist/turnover ratio: 0.7
Steals/game: 0.7
Blocks/game: 0.2

| | | | | Field Goals | | 3-Point | | F-Throws | | Rebounds | | | | | | | | | | Scoring | |
|---------|------|-------|---------|-------------|------|----------|------|----------|------|----------|-----|-----|-----|-------|----|----|-----|-----|-----|---------|--|
| SEASON | TEAM | GP-GS | MIN/AVG | FG-FGA | FG% | 3FG-3FGA | 3FG% | FT-FTA | FT% | OFF | DEF | TOT | AVG | PF-FO | A | TO | BLK | STL | PTS | AVG | |
| 2023-24 | Win | 29-0 | 251/8.7 | 20-40 | .500 | 1-8 | .125 | 6-13 | .462 | 21 | 42 | 63 | 2.2 | 29-2 | 15 | 12 | 4 | 7 | 47 | 1.6 | |
| 2024-25 | Win | 23-0 | 166/7.2 | 20-37 | .541 | 1-5 | .200 | 9-20 | .450 | 18 | 23 | 41 | 1.8 | 31-0 | 10 | 15 | 4 | 16 | 50 | 2.2 | |
| TOTAL | | 52-0 | 418/8.0 | 40-77 | .519 | 2-13 | .154 | 15-33 | .455 | 39 | 65 | 104 | 2.0 | 60-2 | 25 | 27 | 8 | 23 | 97 | 1.9 | |



Cam
Christy

8

Guard / 6-4 / 200 / Jr.
Walton, Ky.
(Mount St. Joseph Univ.)

CAREER HONORS

- EXTRA DRIBBLE
- Posted four points in the final three minutes of win over Bob Jones
 - Saw first action as an Eagle in the season opener with three minutes against Piedmont
 - Walk-on and did not play in 2023-24
 - 2021 and 2022 All-District Selection
 - 2020, 2021, 2022 All-Conference Selection
 - 2022 All-Region Selection

| CAREER HIGHS | | | BIG SOUTH | | |
|--------------|---|----------------------|-----------|---|---------------------------------|
| Points | 4 | Bob Jones (12/12/24) | Points | 1 | at Charleston Southern (2/5/25) |
| Minutes | 3 | three times | Minutes | | |
| FGM | 2 | Bob Jones (12/12/24) | FGM | | |
| FGA | 3 | two times | FGA | | |
| 3PTFGM | | | 3PTFGM | | |
| 3PTFGA | 1 | two times | 3PTFGAs | | |
| FTM | 1 | Piedmont (11/4/24) | FTM | | |
| FTA | 2 | Piedmont (11/4/24) | FTA | | |
| Rebounds | 3 | Piedmont (11/4/24) | Rebounds | | |
| Assists | 1 | Piedmont (11/4/24) | Assists | | |
| Blocks | | | Blocks | | |
| Steals | | | Steals | | |
| Turnovers | 1 | Bob Jones (12/12/24) | Turnovers | | |

| Opponent | Date | gs | min | Total | | 3-Pointers | | Free throws | | Rebounds | | | | pf | a | t/o | blk | stl | pts | avg |
|-------------------|----------|----|-----|--------|------|------------|------|-------------|------|----------|-----|-----|-----|----|---|-----|-----|-----|-----|-----|
| | | | | fg-fga | pct | 3fg-fga | pct | ft-fta | pct | off | def | tot | avg | | | | | | | |
| PIEDMONT | 11/04/24 | 3 | | 0-1 | .000 | 0-1 | .000 | 1-2 | .500 | 1 | 2 | 3 | 3.0 | 0 | 1 | 0 | 0 | 0 | 1 | 1.0 |
| LITTLE ROCK | 11/09/24 | 1 | | 0-0 | .000 | 0-0 | .000 | 0-0 | .000 | 0 | 0 | 0 | 1.5 | 0 | 0 | 0 | 0 | 0 | 0 | 0.5 |
| LIU | 11/25/24 | 1 | | 0-1 | .000 | 0-0 | .000 | 0-0 | .000 | 0 | 0 | 0 | 1.0 | 1 | 0 | 0 | 0 | 0 | 0 | 0.3 |
| AVERETT | 11/27/24 | 3 | | 0-3 | .000 | 0-0 | .000 | 0-0 | .000 | 0 | 1 | 1 | 1.0 | 0 | 0 | 0 | 0 | 0 | 0 | 0.3 |
| BOB JONES | 12/12/24 | 3 | | 2-3 | .667 | 0-1 | .000 | 0-0 | .000 | 1 | 0 | 1 | 1.0 | 0 | 0 | 1 | 0 | 0 | 4 | 1.0 |
| at Charleston So. | 02/05/25 | 1 | | 0-0 | .000 | 0-0 | .000 | 0-0 | .000 | 0 | 0 | 0 | 0.8 | 1 | 0 | 0 | 0 | 0 | 0 | 0.8 |
| Totals | | 0 | 12 | 2-8 | .250 | 0-2 | .000 | 1-2 | .500 | 2 | 3 | 5 | 0.8 | 2 | 1 | 1 | 0 | 0 | 5 | 0.8 |

Games played: 6
Minutes/game: 2.0
Points/game: 0.8
FG Pct: 25.0
3FG Pct: 0.0
FT Pct: 50.0

Rebounds/game: 0.8
Assists/game: 0.2
Turnovers/game: 0.2
Assist/turnover ratio: 1.0

| | | | | Field Goals | | 3-Point | | F-Throws | | Rebounds | | | | | | | | | | Scoring | |
|---------|------|-------|---------|-------------|------|----------|------|----------|------|----------|-----|-----|-----|-------|---|----|-----|-----|-----|---------|--|
| SEASON | TEAM | GP-GS | MIN/AVG | FG-FGA | FG% | 3FG-3FGA | 3FG% | FT-FTA | FT% | OFF | DEF | TOT | AVG | PF-FO | A | TO | BLK | STL | PTS | AVG | |
| 2024-25 | Win | 6-0 | 12/2.1 | 2-8 | .250 | 0-2 | .000 | 1-2 | .500 | 2 | 3 | 5 | 0.8 | 2-0 | 1 | 1 | 0 | 0 | 5 | 0.8 | |
| TOTAL | | 6-0 | 12/2.1 | 2-8 | .250 | 0-2 | .000 | 1-2 | .500 | 2 | 3 | 5 | 0.8 | 2-0 | 1 | 1 | 0 | 0 | 5 | 0.8 | |



Nick Johnson 10

Guard / 6-4 / 200 / Sr.
Bronx, N.Y.
(New Hampshire)

CAREER HONORS

2022-23 America East All-Conference Third Team | 2022-23 America East All-Defensive Team

CAREER HIGHS

| | | |
|-----------|----|---------------------------|
| Points | 28 | Charleston Sou. (1/15/25) |
| Minutes | 47 | two times |
| FGM | 9 | two times |
| FGA | 20 | Charleston Sou. (1/15/25) |
| 3PTFGM | 4 | two times |
| 3PTFGA | 8 | two times |
| FTM | 11 | Charleston Sou. (1/15/25) |
| FTA | 16 | Charleston Sou. (1/15/25) |
| Rebounds | 16 | Vermont (1/8/23) |
| Assists | 5 | at Little Rock (12/10/23) |
| Blocks | 3 | two times |
| Steals | 4 | four times |
| Turnovers | 5 | two times |

BIG SOUTH

| | | |
|-----------|----|---------------------------|
| Points | 28 | Charleston Sou. (1/15/25) |
| Minutes | 47 | two times |
| FGM | 9 | Charleston Sou. (1/15/25) |
| FGA | 20 | Charleston Sou. (1/15/25) |
| 3PTFGM | 4 | Radford (1/13/24) |
| 3PTFGA | 8 | Radford (1/13/24) |
| FTM | 11 | Charleston Sou. (1/15/25) |
| FTA | 16 | Charleston Sou. (1/15/25) |
| Rebounds | 7 | two times |
| Assists | 4 | two times |
| Blocks | 2 | Presbyterian (1/29/25) |
| Steals | 4 | Presbyterian (1/29/25) |
| Turnovers | 5 | Radford (1/13/24) |

EXTRA DRIBBLE

- Posted a career-high 28 points vs. the Bucs, 17 of which came in the overtime periods (his 10th career 20-point game)
- Has been in double-figures 14 of the last 16 games
- As a starter (18 games) he's averaging 13.6 ppg, 2.6 rpg and 1.5 spg while shooting 45 percent from the field and 71 percent at the foul line
- Made 100th career start at Radford and has 128 career games overall
- Last year he was second on the team with 159 free throw attempts in all games and vs. Big South opponents with 88 (shot 62 percent in all games, 66 percent in Big South)
- This season he's 2nd on the team in free throw attempts (138) and is shooting 70 percent
- Scored 17 points off the bench in the win vs. N.C. Central, two days after posting 17 points in the win over William & Mary
- Has a steal in 22-of-25 games, nabbing 35 on the year for a career total of 151 and eight multi-steal games
- Ranks 7th in the Big South in steals per game (1.4) and 20th in scoring (12.1)
- Surpassed 1,000 career points in the win at Radford last season (now has 1,346)
- This season the team is 10-4 in games he's scored 10 or more and in his two-year career as an Eagle the team is 22-11 when he reaches double-digits
- Had 13 multi-steal games last season
- Had 44 steals in 2023-24, the first Eagle with 40 or more in a single-season since 2019-20 when Chandler Vaudrin had 45
- Had three steals at Longwood, his seventh game this season with 3 or more
- Reached 100 career steals with a swipe in the win over Radford
- Dished out a career-high five assists in the win at Little Rock
- Scored a season-high 14 points in back-to-back games (Drexel/Holy Cross)
- Last season at New Hampshire he played in 25 games with 23 starts and was second on the team in scoring (12.8 ppg)
- Ranked 3rd in the America East in steals per game (1.4)
- Posted 20 or more points five times in 2022-23
- Recorded a double-double in back-to-back games (vs. Vermont/at Maine)
- Led All Hallows H.S. to a Class A CHSAA regular season title in 2019
- Averaged 21.7 ppg, 8.2 rpg, 4.9 apg, and 1.6 spg in his senior season
- Was named the Class A Player of the Year

| Opponent | Date | gs | min | Total | | 3-Pointers | | Free throws | | Rebounds | | | | pf | a | t/o | blk | stl | pts | avg | |
|-------------------|----------|----|-----|--------|--------|------------|-------|-------------|--------|----------|-----|-----|-----|-----|----|-----|-----|-----|-----|------|------|
| | | | | fg-fga | pct | 3fg-fga | pct | ft-fa | pct | off | def | tot | avg | | | | | | | | |
| PIEDMONT | 11/04/24 | | 17 | 2-7 | .286 | 1-3 | .333 | 0-1 | .000 | 2 | 1 | 3 | 3.0 | 1 | 2 | 0 | 0 | 1 | 5 | 5.0 | |
| LITTLE ROCK | 11/09/24 | | 15 | 0-4 | .000 | 0-3 | .000 | 1-2 | .500 | 1 | 3 | 4 | 3.5 | 4 | 2 | 3 | 1 | 2 | 1 | 3.0 | |
| at Virginia Tech | 11/11/24 | | 23 | 0-5 | .000 | 0-3 | .000 | 2-4 | .500 | 0 | 3 | 3 | 3.3 | 2 | 2 | 0 | 1 | 0 | 2 | 2.7 | |
| WILLIAM & MARY | 11/15/24 | | 28 | 4-9 | .444 | 3-7 | .429 | 6-6 | 1.000 | 0 | 1 | 1 | 2.8 | 2 | 0 | 0 | 0 | 3 | 17 | 6.3 | |
| GA. SOUTHERN | 11/16/24 | | 27 | 1-6 | .167 | 0-2 | .000 | 4-6 | .667 | 2 | 1 | 3 | 2.8 | 1 | 0 | 3 | 0 | 1 | 6 | 6.2 | |
| N.C. CENTRAL | 11/17/24 | | 29 | 5-7 | .714 | 2-3 | .667 | 5-8 | .625 | 0 | 1 | 1 | 2.5 | 2 | 2 | 1 | 1 | 1 | 17 | 8.0 | |
| at Louisville | 11/22/24 | * | 20 | 1-6 | .167 | 1-4 | .250 | 0-1 | .000 | 0 | 2 | 2 | 2.4 | 5 | 2 | 4 | 0 | 1 | 3 | 7.3 | |
| LIU | 11/25/24 | * | 22 | 5-8 | .625 | 0-2 | .000 | 1-3 | .333 | 2 | 0 | 2 | 2.4 | 4 | 0 | 2 | 2 | 2 | 11 | 7.8 | |
| AVERETT | 11/27/24 | * | 17 | 1-3 | .333 | 0-0 | .000 | 5-6 | .833 | 0 | 0 | 0 | 2.1 | 1 | 2 | 0 | 0 | 1 | 7 | 7.7 | |
| at Queens (NC) | 12/03/24 | * | 28 | 7-12 | .583 | 2-5 | .400 | 4-7 | .571 | 1 | 2 | 3 | 2.2 | 3 | 1 | 4 | 0 | 3 | 20 | 8.9 | |
| COASTAL CAROLINA | 12/07/24 | * | 34 | 4-8 | .500 | 2-3 | .667 | 5-5 | 1.000 | 0 | 1 | 1 | 2.1 | 1 | 3 | 1 | 1 | 2 | 15 | 9.5 | |
| BOB JONES | 12/12/24 | * | 20 | 4-5 | .800 | 2-2 | 1.000 | 1-2 | .500 | 0 | 1 | 1 | 2.0 | 1 | 3 | 4 | 0 | 1 | 11 | 9.6 | |
| at Florida St. | 12/17/24 | * | 27 | 4-14 | .286 | 1-6 | .167 | 8-8 | 1.000 | 0 | 3 | 3 | 2.1 | 2 | 1 | 3 | 0 | 1 | 17 | 10.2 | |
| MERCER | 12/21/24 | * | 32 | 7-11 | .636 | 2-4 | .500 | 6-9 | .667 | 2 | 3 | 5 | 2.3 | 4 | 2 | 2 | 0 | 2 | 22 | 11.0 | |
| at Indiana | 12/29/24 | * | 29 | 2-7 | .286 | 1-4 | .250 | 5-6 | .833 | 2 | 4 | 6 | 2.5 | 5 | 2 | 1 | 1 | 1 | 10 | 10.9 | |
| USC UPSTATE | 01/02/25 | * | 29 | 5-8 | .625 | 1-2 | .500 | 5-7 | .714 | 0 | 3 | 3 | 2.6 | 3 | 0 | 2 | 0 | 0 | 16 | 11.3 | |
| at Radford | 01/04/25 | * | 33 | 3-9 | .333 | 0-4 | .000 | 3-4 | .750 | 1 | 1 | 2 | 2.5 | 5 | 0 | 1 | 0 | 1 | 9 | 11.1 | |
| at Gardner-Webb | 01/08/25 | * | 32 | 5-8 | .625 | 1-4 | .250 | 6-7 | .857 | 0 | 2 | 2 | 2.5 | 3 | 2 | 1 | 0 | 1 | 17 | 11.4 | |
| LONGWOOD | 01/11/25 | | 27 | 4-8 | .500 | 2-5 | .400 | 6-8 | .750 | 0 | 7 | 7 | 2.7 | 3 | 1 | 3 | 0 | 0 | 16 | 11.7 | |
| CHARLESTON SO. | 01/15/25 | * | 47 | 8-20 | .400 | 1-4 | .250 | 11-16 | .688 | 1 | 3 | 4 | 2.8 | 4 | 4 | 3 | 1 | 1 | 28 | 12.5 | |
| at UNC Asheville | 01/18/25 | * | 33 | 4-9 | .444 | 1-4 | .250 | 2-6 | .333 | 0 | 2 | 2 | 2.8 | 1 | 1 | 3 | 0 | 1 | 11 | 12.4 | |
| at High Point | 01/25/25 | * | 32 | 3-8 | .375 | 2-4 | .500 | 2-3 | .667 | 1 | 1 | 2 | 2.7 | 3 | 0 | 0 | 1 | 1 | 10 | 12.3 | |
| PRESBYTERIAN | 01/29/25 | * | 33 | 3-8 | .375 | 1-4 | .250 | 3-6 | .500 | 0 | 6 | 6 | 2.9 | 3 | 3 | 2 | 2 | 4 | 10 | 12.2 | |
| GARDNER-WEBB | 02/01/25 | * | 30 | 5-15 | .333 | 1-5 | .200 | 3-3 | 1.000 | 0 | 0 | 0 | 2.8 | 1 | 1 | 2 | 1 | 3 | 14 | 12.3 | |
| at Charleston So. | 02/05/25 | * | 21 | 2-6 | .333 | 1-2 | .500 | 2-4 | .500 | 1 | 2 | 3 | 2.8 | 0 | 2 | 2 | 0 | 1 | 7 | 12.1 | |
| Totals | | | 18 | 685 | 89-211 | .422 | 28-89 | .315 | 96-138 | .696 | 16 | 53 | 69 | 2.8 | 64 | 38 | 47 | 12 | 35 | 302 | 12.1 |

Games played: 25
Minutes/game: 27.4
Points/game: 12.1
FG Pct: 42.2
3FG Pct: 31.5
FT Pct: 69.6

Rebounds/game: 2.8
Assists/game: 1.5
Turnovers/game: 1.9
Assist/turnover ratio: 0.8
Steals/game: 1.4
Blocks/game: 0.5

| | | | | Field Goals | | 3-Point | | F-Throws | | Rebounds | | | | Scoring | | | | | | |
|---------------|------|---------|-----------|-------------|------|----------|------|----------|------|----------|-----|-----|-----|---------|-----|-----|-----|-----|------|------|
| SEASON | TEAM | GP-GS | MIN/AVG | FG-FGA | FG% | 3FG-3FGA | 3FG% | FT-FTA | FT% | OFF | DEF | TOT | AVG | PF-FO | A | TO | BLK | STL | PTS | AVG |
| 2020-21 | UNH | 19-11 | 470/24.7 | 57-126 | .452 | 7-21 | .333 | 30-64 | .469 | 18 | 65 | 83 | 4.4 | 43-1 | 24 | 27 | 7 | 16 | 151 | 7.9 |
| 2021-22 | UNH | 28-27 | 794/28.4 | 89-184 | .484 | 16-56 | .286 | 48-78 | .615 | 32 | 89 | 121 | 4.3 | 70-2 | 36 | 35 | 16 | 22 | 242 | 8.6 |
| 2022-23 | UNH | 25-23 | 835/33.4 | 104-278 | .374 | 34-91 | .374 | 77-126 | .611 | 43 | 81 | 124 | 5.0 | 62-0 | 26 | 45 | 9 | 34 | 319 | 12.8 |
| 2023-24 | Win | 32-28 | 889/27.8 | 99-236 | .419 | 35-99 | .354 | 99-159 | .623 | 32 | 79 | 111 | 3.5 | 63-1 | 55 | 59 | 9 | 44 | 332 | 10.4 |
| 2024-25 | Win | 25-18 | 683/27.3 | 89-211 | .422 | 28-89 | .315 | 96-138 | .696 | 16 | 53 | 69 | 2.8 | 64-3 | 38 | 47 | 12 | 35 | 302 | 12.1 |
| TOTAL FOR Win | | 57-46 | 1571/27.6 | 188-447 | .421 | 63-188 | .335 | 195-297 | .657 | 48 | 132 | 180 | 3.2 | 127-4 | 93 | 106 | 21 | 79 | 634 | 11.1 |
| TOTAL | | 129-107 | 3670/28.5 | 438-1035 | .423 | 120-356 | .337 | 350-565 | .619 | 141 | 367 | 508 | 3.9 | 302-7 | 179 | 213 | 53 | 151 | 1346 | 10.4 |



Kasen Harrison 11

Guard / 6-2 / 200 / Sr.
Beaumont, Texas
(Lamar Univ.)

CAREER HONORS

| CAREER HIGHS | | | | BIG SOUTH | | | |
|--------------|----|-----------------------------|--|-----------|----|---------------------------|--|
| Points | 27 | at High Point (2/28/24) | | Points | 27 | at High Point (2/28/24) | |
| Minutes | 47 | Charleston Sou. (1/15/25) | | Minutes | 47 | Charleston Sou. (1/15/25) | |
| FGM | 10 | at High Point (2/28/24) | | FGM | 10 | at High Point (2/28/24) | |
| FGA | 18 | Charleston Sou. (1/15/25) | | FGA | 18 | Charleston Sou. (1/15/25) | |
| 3PTFGM | 6 | Campbell (2/22/23) | | 3PTFGM | 6 | Campbell (2/22/23) | |
| 3PTFGA | 7 | three times | | 3PTFGAs | 6 | Campbell (2/22/23) | |
| FTM | 12 | Georgia Southern (11/16/24) | | FTM | 9 | four times | |
| FTA | 14 | at Longwood (1/7/23) | | FTA | 14 | at Longwood (1/7/23) | |
| Rebounds | 9 | Wiley (11/9/21) | | Rebounds | 6 | two times | |
| Assists | 9 | Longwood (1/11/25) | | Assists | 9 | Longwood (1/11/25) | |
| Blocks | 1 | 11 times | | Blocks | 1 | at Longwood (1/7/23) | |
| Steals | 4 | five times | | Steals | 3 | four times | |
| Turnovers | 6 | two times | | Turnovers | 5 | at Longwood (1/7/23) | |

EXTRA DRIBBLE

- Against Charleston Southern he became the 29th Eagle to score 1,000 points and in the process surpassed 1,500 career points
- Averaging 4.4 apg over the last seven games
- Dished out a career-high nine assists in the win over Longwood and now has 21 assists combined over the last four games
- Has 11 games on the year with four or more assists
- Moved past 400 career assists (473) and has 322 as an Eagle, tying him with Andre Smith for 10th on the all-time list
- Became the 14th player in program history to reach 300 career assists
- Has four games with three or more steals and nine multi-steal game on the season
- Posted second 20-point game of the season with 20 in the win over Mercer as he was 7-of-11 from the floor
- Scored in double-figures the first seven games, including a season-high 24 against Georgia Southern
- Tied a career-best four steals against Little Rock
- 5th in the Big South for assists per game (3.7) and 12th in steals per game (1.2)
- Was 1-of-3 Eagles reach 1,000 career points in 2023-24
- Knocked down a career-best six threes as he was a perfect 6-for-6 behind the arc in win over Campbell (2/22/23)
- No Winthrop player in the last 19 seasons has been perfect behind the arc when making five or more in a game
- Transferred from Lamar where he was a two-year starter
- As a sophomore he battled his way through injuries and played 16 games
- In the 16 games he averaged 10.7 ppg, 3.0 rpg and 3.2 apg
- He led all freshmen in scoring in the Southland Conference after posting 13.1 ppg in his first season
- Also ranked 5th in the Southland for assists per game (4.0) and 7th in steals (1.48)
- Was a PHTX Top 100 prospect out of Texas (58th overall) and was rated the No. 6 player by RCSports.com

| Opponent | Date | gs | min | Total | | 3-Pointers | | Free throws | | Rebounds | | | | pf | a | t/o | blk | stl | pts | avg | |
|-------------------|----------|----|-----|--------|---------|------------|-------|-------------|--------|----------|-----|-----|-----|-----|----|-----|-----|-----|-----|------|------|
| | | | | fg-fga | pct | 3fg-fga | pct | ft-fga | pct | off | def | tot | avg | | | | | | | | |
| PIEDMONT | 11/04/24 | * | 20 | 5-9 | .556 | 0-2 | .000 | 4-4 | 1.000 | 0 | 1 | 1 | 1.0 | 1 | 4 | 0 | 0 | 0 | 14 | 14.0 | |
| LITTLE ROCK | 11/09/24 | * | 29 | 3-4 | .750 | 0-1 | .000 | 7-8 | .875 | 0 | 4 | 4 | 2.5 | 3 | 4 | 2 | 0 | 4 | 13 | 13.5 | |
| at Virginia Tech | 11/11/24 | * | 33 | 8-14 | .571 | 1-5 | .200 | 2-3 | .667 | 0 | 1 | 1 | 2.0 | 3 | 2 | 4 | 0 | 0 | 19 | 15.3 | |
| WILLIAM & MARY | 11/15/24 | * | 32 | 5-13 | .385 | 0-1 | .000 | 5-6 | .833 | 0 | 3 | 3 | 2.3 | 2 | 3 | 1 | 0 | 3 | 15 | 15.3 | |
| GA. SOUTHERN | 11/16/24 | * | 31 | 6-8 | .750 | 0-0 | .000 | 12-13 | .923 | 1 | 4 | 5 | 2.8 | 2 | 2 | 6 | 1 | 0 | 24 | 17.0 | |
| N.C. CENTRAL | 11/17/24 | * | 36 | 5-8 | .625 | 1-2 | .500 | 2-3 | .667 | 0 | 6 | 6 | 3.3 | 1 | 6 | 2 | 0 | 2 | 13 | 16.3 | |
| at Louisville | 11/22/24 | * | 34 | 4-12 | .333 | 0-1 | .000 | 2-3 | .667 | 0 | 0 | 0 | 2.9 | 4 | 3 | 3 | 0 | 2 | 10 | 15.4 | |
| LIU | 11/25/24 | * | 27 | 2-6 | .333 | 0-1 | .000 | 2-6 | .333 | 0 | 3 | 3 | 2.9 | 1 | 2 | 1 | 0 | 1 | 6 | 14.3 | |
| AVERETT | 11/27/24 | * | 25 | 5-8 | .625 | 2-2 | 1.000 | 3-3 | 1.000 | 0 | 5 | 5 | 3.1 | 1 | 4 | 2 | 0 | 0 | 15 | 14.3 | |
| at Queens (NC) | 12/03/24 | * | 24 | 5-8 | .625 | 0-0 | .000 | 5-6 | .833 | 0 | 3 | 3 | 3.1 | 2 | 4 | 0 | 1 | 0 | 15 | 14.4 | |
| COASTAL CAROLINA | 12/07/24 | * | 27 | 8-12 | .667 | 2-2 | 1.000 | 1-1 | 1.000 | 0 | 1 | 1 | 2.9 | 3 | 2 | 1 | 0 | 1 | 19 | 14.8 | |
| BOB JONES | 12/12/24 | * | 22 | 2-5 | .400 | 0-1 | .000 | 0-0 | .000 | 0 | 3 | 3 | 2.9 | 0 | 2 | 2 | 0 | 3 | 4 | 13.9 | |
| at Florida St. | 12/17/24 | * | 31 | 1-4 | .250 | 0-1 | .000 | 1-3 | .333 | 1 | 2 | 3 | 2.9 | 1 | 5 | 0 | 0 | 1 | 3 | 13.1 | |
| MERCER | 12/21/24 | * | 29 | 7-11 | .636 | 1-3 | .333 | 5-8 | .625 | 0 | 3 | 3 | 2.9 | 2 | 4 | 2 | 1 | 1 | 20 | 13.6 | |
| at Indiana | 12/29/24 | * | 33 | 4-11 | .364 | 1-1 | 1.000 | 5-6 | .833 | 0 | 1 | 1 | 2.8 | 3 | 4 | 3 | 0 | 3 | 14 | 13.6 | |
| USC UPSTATE | 01/02/25 | * | 26 | 6-10 | .600 | 2-4 | .500 | 0-0 | .000 | 0 | 0 | 0 | 2.6 | 3 | 7 | 0 | 0 | 2 | 14 | 13.6 | |
| at Radford | 01/04/25 | * | 32 | 4-12 | .333 | 0-0 | .000 | 4-5 | .800 | 0 | 0 | 0 | 2.5 | 2 | 1 | 3 | 0 | 2 | 12 | 13.5 | |
| at Gardner-Webb | 01/08/25 | * | 31 | 5-8 | .625 | 0-1 | .000 | 3-6 | .500 | 0 | 2 | 2 | 2.4 | 1 | 3 | 0 | 1 | 1 | 13 | 13.5 | |
| LONGWOOD | 01/11/25 | * | 32 | 6-12 | .500 | 0-2 | .000 | 2-3 | .667 | 0 | 2 | 2 | 2.4 | 2 | 9 | 1 | 0 | 2 | 14 | 13.5 | |
| CHARLESTON SO. | 01/15/25 | * | 47 | 8-18 | .444 | 0-1 | .000 | 2-6 | .333 | 0 | 1 | 1 | 2.4 | 4 | 5 | 1 | 0 | 0 | 18 | 13.8 | |
| at UNC Asheville | 01/18/25 | * | 27 | 2-4 | .500 | 0-0 | .000 | 0-1 | .000 | 0 | 0 | 0 | 2.2 | 2 | 4 | 2 | 0 | 0 | 4 | 13.3 | |
| at High Point | 01/25/25 | * | 30 | 4-10 | .400 | 3-4 | .750 | 3-4 | .750 | 0 | 2 | 2 | 2.2 | 1 | 2 | 2 | 0 | 0 | 14 | 13.3 | |
| PRESBYTERIAN | 01/29/25 | * | 29 | 1-3 | .333 | 0-1 | .000 | 3-4 | .750 | 0 | 3 | 3 | 2.3 | 1 | 4 | 1 | 0 | 0 | 5 | 13.0 | |
| GARDNER-WEBB | 02/01/25 | * | 28 | 5-10 | .500 | 0-0 | .000 | 9-13 | .692 | 1 | 2 | 3 | 2.3 | 2 | 1 | 2 | 0 | 1 | 19 | 13.2 | |
| at Charleston So. | 02/05/25 | * | 28 | 4-10 | .400 | 0-0 | .000 | 0-0 | .000 | 0 | 3 | 3 | 2.3 | 0 | 6 | 1 | 0 | 1 | 8 | 13.0 | |
| Totals | | | 25 | 743 | 115-230 | .500 | 13-36 | .361 | 82-115 | .713 | 3 | 55 | 58 | 2.3 | 47 | 93 | 42 | 4 | 30 | 325 | 13.0 |

Games played: 25
Minutes/game: 29.7
Points/game: 13.0
FG Pct: 50.0
3FG Pct: 36.1
FT Pct: 71.3

Rebounds/game: 2.3
Assists/game: 3.7
Turnovers/game: 1.7
Assist/turnover ratio: 2.2
Steals/game: 1.2
Blocks/game: 0.2

HARRISON, Kasen

| | | | | Field Goals | | 3-Point | | F-Throws | | Rebounds | | | | Scoring | | | | | | |
|---------------|-------|-------|-----------|-------------|------|----------|------|----------|------|----------|-----|-----|-----|---------|-----|-----|-----|-----|------|------|
| SEASON | TEAM | GP-GS | MIN/AVG | FG-FGA | FG% | 3FG-3FGA | 3FG% | FT-FTA | FT% | OFF | DEF | TOT | AVG | PF-FO | A | TO | BLK | STL | PTS | AVG |
| 2020-21 | Lamar | 25-20 | 805/32.2 | 115-241 | .477 | 15-31 | .484 | 83-103 | .806 | 23 | 47 | 70 | 2.8 | 62-0 | 100 | 72 | 1 | 37 | 328 | 13.1 |
| 2021-22 | Lamar | 16-12 | 470/29.4 | 62-163 | .380 | 13-53 | .245 | 34-46 | .739 | 19 | 29 | 48 | 3.0 | 23-0 | 51 | 41 | 0 | 17 | 171 | 10.7 |
| 2022-23 | Win | 29-26 | 931/32.1 | 111-231 | .481 | 28-62 | .452 | 83-110 | .755 | 5 | 66 | 71 | 2.4 | 73-3 | 111 | 71 | 5 | 34 | 333 | 11.5 |
| 2023-24 | Win | 31-29 | 977/31.5 | 111-264 | .420 | 28-92 | .304 | 99-131 | .756 | 19 | 75 | 94 | 3.0 | 65-0 | 118 | 62 | 4 | 38 | 349 | 11.3 |
| 2024-25 | Win | 25-25 | 746/29.8 | 115-230 | .500 | 13-36 | .361 | 82-115 | .713 | 3 | 55 | 58 | 2.3 | 47-0 | 93 | 42 | 4 | 30 | 325 | 13.0 |
| TOTAL FOR Win | | 85-80 | 2654/31.2 | 337-725 | .465 | 69-190 | .363 | 264-356 | .742 | 27 | 196 | 223 | 2.6 | 185-3 | 322 | 175 | 13 | 102 | 1007 | 11.8 |



K.J.
Doucet

12

Forward / 6-7 / 230 / Sr.
Austell, Ga.
(Fort Valley State)

CAREER HONORS

2024-25 Big South Preseason Second Team All-Conference | 2022-23 SIAC Player of the Year | 2022-23 All-SIAC First Team | 2022-23 Div. II Conference Commissioner's Association (D2CCA) All-South Regional Team | 2022-23 D2 HBCU All-America First Team | 2021-22 SIAC Freshman of the Year

| CAREER HIGHS | | | | BIG SOUTH | | | |
|--------------|----|------------------------------------|-----------|-----------|------------------------------|--|--|
| Points | 31 | Edward Waters (2/28/23) | Points | 28 | at Charleston Sou. (1/24/24) | | |
| Minutes | 39 | Edward Waters (2/28/23) | Minutes | 32 | UNC Asheville (1/6/24) | | |
| FGM | 11 | two times | FGM | 11 | two times | | |
| FGA | 28 | Edward Waters (2/28/23) | FGA | 17 | at Radford (2/15/24) | | |
| 3PTFGM | 4 | four times | 3PTFGM | 3 | three times | | |
| 3PTFGA | 10 | three times | 3PTFGAs | 10 | UNC Asheville (1/18/24) | | |
| FTM | 13 | Edward Waters (2/28/23) | FTM | 10 | at Radford (1/4/25) | | |
| FTA | 17 | Edward Waters (2/28/23) | FTA | 13 | at Radford (1/4/25) | | |
| Rebounds | 13 | Kentucky St. (2/28/22) | Rebounds | 11 | USC Upstate (1/2/25) | | |
| Assists | 5 | three times | Assists | 4 | at Charleston Sou. (1/24/24) | | |
| Blocks | 3 | Savannah St (2/9/22) | Blocks | 2 | at USC Upstate (1/6/24) | | |
| Steals | 4 | two times | Steals | 4 | UNC Asheville (1/18/24) | | |
| Turnovers | 6 | Univ. of Ft. Lauderdale (12/30/22) | Turnovers | 5 | two times | | |

EXTRA DRIBBLE

- Had 22 points on 8-of-11 shooting in the first meeting with Upstate
- Ranks 50th in the nation in free throw attempts (135)
- Posted back-to-back double-doubles with 14 points, 12 rebounds at Indiana followed by 22 points and 11 rebounds vs. Upstate
- Failed to reach double-figures for the first time this season in the loss at FSU (8 points) and did so in back-to-back games
- Second on the team in scoring, 16th in the Big South (13.7)
- Surpassed 1,600 career points (1,640) after 15 points vs. Bucs
- Poured in a season-high 23 points in the win over Coastal
- Posted his second double-double in a three-game span with 13 points, 10 rebounds at Louisville
- Put up a double-double of 18 points, 10 rebounds against Georgia Southern
- Had 19 games in double-figures in 2023-24, including a stretch of three straight games with 20 or more points in December
- Last season he ranked 19th in the Big South in scoring (12.4), 11th in free throw percentage (.715) and 14th in three-pointers per game (1.6)
- Scored nine points vs. Toccoa Falls to reach 1,100 career points (reached 1,000 at Coastal Carolina) and surpassed 1,200 in the home win over the Bucs
- Transfer from Fort Valley State
- Scored double-figures in 28-of-29 games played last season and had 20 or more points in nine games
- Scored a career-high 31 points vs. Edward Waters in the final game of the season
- Led the team in scoring his freshman season as well as field goals made, three-point field goals made, free throws made, free throw percentage, total rebounds, defensive rebounds and rebounds per game

| Opponent | Date | gs | min | Total | | 3-Pointers | | Free throws | | Rebounds | | | | pf | a | t/o | blk | stl | pts | avg | |
|-------------------|----------|----|-----|--------|---------|------------|-------|-------------|--------|----------|-----|-----|-----|-----|----|-----|-----|-----|-----|------|------|
| | | | | fg-fga | pct | 3fg-fga | pct | ft-fga | pct | off | def | tot | avg | | | | | | | | |
| PIEDMONT | 11/04/24 | * | 18 | 6-9 | .667 | 1-2 | .500 | 0-1 | .000 | 3 | 3 | 6 | 6.0 | 2 | 1 | 2 | 0 | 1 | 13 | 13.0 | |
| LITTLE ROCK | 11/09/24 | * | 27 | 4-7 | .571 | 3-5 | .600 | 6-8 | .750 | 1 | 6 | 7 | 6.5 | 2 | 1 | 4 | 0 | 2 | 17 | 15.0 | |
| at Virginia Tech | 11/11/24 | * | 30 | 7-12 | .583 | 3-4 | .750 | 0-2 | .000 | 2 | 4 | 6 | 6.3 | 4 | 0 | 3 | 0 | 0 | 17 | 15.7 | |
| WILLIAM & MARY | 11/15/24 | * | 9 | 4-4 | 1.000 | 1-1 | 1.000 | 2-4 | .500 | 2 | 1 | 3 | 5.5 | 5 | 0 | 1 | 0 | 0 | 11 | 14.5 | |
| GA. SOUTHERN | 11/16/24 | * | 27 | 6-11 | .545 | 2-4 | .500 | 4-9 | .444 | 0 | 10 | 10 | 6.4 | 4 | 2 | 3 | 0 | 1 | 18 | 15.2 | |
| N.C. CENTRAL | 11/17/24 | * | 23 | 3-6 | .500 | 0-1 | .000 | 4-4 | 1.000 | 2 | 1 | 3 | 5.8 | 4 | 0 | 2 | 0 | 2 | 10 | 14.3 | |
| at Louisville | 11/22/24 | * | 23 | 5-11 | .455 | 2-4 | .500 | 1-6 | .167 | 6 | 4 | 10 | 6.4 | 3 | 0 | 3 | 0 | 1 | 13 | 14.1 | |
| LIU | 11/25/24 | * | 27 | 6-10 | .600 | 1-2 | .500 | 4-4 | 1.000 | 0 | 4 | 4 | 6.1 | 1 | 2 | 1 | 0 | 1 | 17 | 14.5 | |
| AVERETT | 11/27/24 | * | 23 | 4-7 | .571 | 0-0 | .000 | 6-6 | 1.000 | 1 | 5 | 6 | 6.1 | 1 | 1 | 1 | 0 | 1 | 14 | 14.4 | |
| at Queens (NC) | 12/03/24 | * | 27 | 4-8 | .500 | 0-3 | .000 | 5-7 | .714 | 0 | 5 | 5 | 6.0 | 4 | 2 | 1 | 1 | 1 | 13 | 14.3 | |
| COASTAL CAROLINA | 12/07/24 | * | 31 | 6-10 | .600 | 1-5 | .200 | 10-14 | .714 | 0 | 3 | 3 | 5.7 | 3 | 2 | 0 | 0 | 1 | 23 | 15.1 | |
| BOB JONES | 12/12/24 | * | 23 | 4-6 | .667 | 1-2 | .500 | 4-5 | .800 | 1 | 5 | 6 | 5.8 | 2 | 3 | 4 | 0 | 1 | 13 | 14.9 | |
| at Florida St. | 12/17/24 | * | 26 | 4-9 | .444 | 0-1 | .000 | 0-0 | .000 | 2 | 4 | 6 | 5.8 | 2 | 0 | 4 | 1 | 0 | 8 | 14.4 | |
| MERCER | 12/21/24 | * | 28 | 2-8 | .250 | 0-2 | .000 | 5-10 | .500 | 2 | 3 | 5 | 5.7 | 2 | 2 | 4 | 0 | 0 | 9 | 14.0 | |
| at Indiana | 12/29/24 | * | 31 | 6-19 | .316 | 1-7 | .143 | 1-2 | .500 | 4 | 8 | 12 | 6.1 | 3 | 0 | 3 | 0 | 0 | 14 | 14.0 | |
| USC UPSTATE | 01/02/25 | * | 30 | 8-11 | .727 | 1-2 | .500 | 5-5 | 1.000 | 4 | 7 | 11 | 6.4 | 3 | 2 | 2 | 0 | 2 | 22 | 14.5 | |
| at Radford | 01/04/25 | * | 34 | 3-11 | .273 | 0-2 | .000 | 10-13 | .769 | 0 | 3 | 3 | 6.2 | 3 | 0 | 2 | 0 | 1 | 16 | 14.6 | |
| at Gardner-Webb | 01/08/25 | * | 27 | 5-13 | .385 | 1-4 | .250 | 5-10 | .500 | 4 | 2 | 6 | 6.2 | 0 | 2 | 2 | 1 | 2 | 16 | 14.7 | |
| LONGWOOD | 01/11/25 | * | 20 | 2-3 | .667 | 2-3 | .667 | 0-0 | .000 | 0 | 4 | 4 | 6.1 | 5 | 1 | 2 | 0 | 0 | 6 | 14.2 | |
| CHARLESTON SO. | 01/15/25 | | 26 | 6-9 | .667 | 1-2 | .500 | 2-5 | .400 | 0 | 3 | 3 | 6.0 | 5 | 0 | 2 | 0 | 2 | 15 | 14.3 | |
| at UNC Asheville | 01/18/25 | * | 13 | 4-8 | .500 | 0-3 | .000 | 4-5 | .800 | 1 | 1 | 2 | 5.8 | 4 | 1 | 5 | 0 | 0 | 12 | 14.1 | |
| at High Point | 01/25/25 | * | 25 | 4-11 | .364 | 1-3 | .333 | 0-3 | .000 | 0 | 3 | 3 | 5.6 | 5 | 2 | 3 | 1 | 0 | 9 | 13.9 | |
| PRESBYTERIAN | 01/29/25 | * | 28 | 4-8 | .500 | 0-2 | .000 | 4-6 | .667 | 2 | 6 | 8 | 5.7 | 1 | 0 | 0 | 0 | 2 | 12 | 13.8 | |
| GARDNER-WEBB | 02/01/25 | * | 19 | 4-8 | .500 | 1-3 | .333 | 5-6 | .833 | 2 | 2 | 4 | 5.7 | 5 | 1 | 2 | 0 | 0 | 14 | 13.8 | |
| at Charleston So. | 02/05/25 | * | 15 | 6-9 | .667 | 3-4 | .750 | 0-0 | .000 | 0 | 2 | 2 | 5.5 | 3 | 1 | 1 | 1 | 0 | 15 | 13.9 | |
| Totals | | | 24 | 610 | 117-228 | .513 | 26-71 | .366 | 87-135 | .644 | 39 | 99 | 138 | 5.5 | 76 | 26 | 57 | 5 | 21 | 347 | 13.9 |

Games played: 25
Minutes/game: 24.4
Points/game: 13.9
FG Pct: 51.3
3FG Pct: 36.6
FT Pct: 64.4

Rebounds/game: 5.5
Assists/game: 1.0
Turnovers/game: 2.3
Assist/turnover ratio: 0.5
Steals/game: 0.8
Blocks/game: 0.2

| | | | | Field Goals | | 3-Point | | F-Throws | | Rebounds | | | | | | | | | | Scoring | |
|---------------|------|---------|-----------|-------------|------|----------|------|----------|------|----------|-----|-----|-----|--------|-----|-----|-----|-----|------|---------|--|
| SEASON | TEAM | GP-GS | MIN/AVG | FG-FGA | FG% | 3FG-3FGA | 3FG% | FT-FTA | FT% | OFF | DEF | TOT | AVG | PF-FO | A | TO | BLK | STL | PTS | AVG | |
| 2021-22 | FVSU | 28-28 | 803/28.7 | 133-332 | .401 | 40-121 | .331 | 106-137 | .774 | 23 | 125 | 148 | 5.3 | 94-5 | 43 | 60 | 11 | 32 | 412 | 14.7 | |
| 2022-23 | FVSU | 29-29 | 845/29.1 | 149-358 | .416 | 34-108 | .315 | 152-201 | .756 | 45 | 107 | 152 | 5.2 | 99-6 | 59 | 73 | 7 | 32 | 484 | 16.7 | |
| 2023-24 | Win | 32-30 | 766/23.9 | 129-291 | .443 | 51-144 | .354 | 88-123 | .715 | 39 | 99 | 138 | 4.3 | 97-8 | 44 | 64 | 9 | 19 | 397 | 12.4 | |
| 2024-25 | Win | 25-24 | 611/24.4 | 117-228 | .513 | 26-71 | .366 | 87-135 | .644 | 39 | 99 | 138 | 5.5 | 76-5 | 26 | 57 | 5 | 21 | 347 | 13.9 | |
| TOTAL FOR Win | | 57-54 | 1377/24.2 | 246-519 | .474 | 77-215 | .358 | 175-258 | .678 | 78 | 198 | 276 | 4.8 | 173-13 | 70 | 121 | 14 | 40 | 744 | 13.1 | |
| TOTAL | | 114-111 | 3025/26.5 | 528-1209 | .437 | 151-444 | .340 | 433-596 | .727 | 146 | 430 | 576 | 5.1 | 366-24 | 172 | 254 | 32 | 104 | 1640 | 14.4 | |



Clay Howard

13

Guard / 6-3 / 180 / Jr.
Aiken, S.C.
(Aiken H.S.)

CAREER HONORS

| CAREER HIGHS | | | BIG SOUTH | | |
|--------------|----|-------------------------|-----------|---|------------------------------|
| Points | 3 | Toccoa Falls (11/29/22) | Points | 2 | at Charleston Sou. (1/24/24) |
| Minutes | 10 | Toccoa Falls (11/29/22) | Minutes | 2 | at Charleston Sou. (1/24/24) |
| FGM | 1 | Toccoa Falls (11/29/22) | FGM | 1 | at Charleston Sou. (1/24/24) |
| FGA | 3 | Toccoa Falls (11/29/22) | FGA | 1 | at Charleston Sou. (1/24/24) |
| 3PTFGM | 1 | Toccoa Falls (11/29/22) | 3PTFGM | | |
| 3PTFGAs | 3 | Toccoa Falls (11/29/22) | 3PTFGAs | | |
| FTM | 1 | IUPUI (11/18/23) | FTM | | |
| FTA | 2 | IUPUI (11/18/23) | FTA | | |
| Rebounds | 1 | three times | Rebounds | | |
| Assists | | | Assists | | |
| Blocks | | | Blocks | | |
| Steals | 1 | three times | Steals | | |
| Turnovers | 1 | Toccoa Falls (11/29/22) | Turnovers | | |

EXTRA DRIBBLE

- Has not played in a game this season
- Scored a career-high eight points in four minutes off the bench vs. Toccoa Falls
- Hit multiple threes in the game for first time in his collegiate career
- Off the bench for a season-high five minutes vs. Brevard
- In 2022-23 he played a career-high 10 minutes vs. Toccoa Falls and scored first collegiate points with a three
- Saw first action in final minute of win over Eastern Michigan
- Was a team captain in high school and graduated Magna Cum Laude

| | | | | Field Goals | | 3-Point | | F-Throws | | Rebounds | | | | | | | | | Scoring | |
|---------|------|-------|---------|-------------|------|----------|------|----------|------|----------|-----|-----|-----|-------|---|----|-----|-----|---------|-----|
| SEASON | TEAM | GP-GS | MIN/AVG | FG-FGA | FG% | 3FG-3FGA | 3FG% | FT-FTA | FT% | OFF | DEF | TOT | AVG | PF-FO | A | TO | BLK | STL | PTS | AVG |
| 2022-23 | Win | 3-0 | 11/3.6 | 1-3 | .333 | 1-3 | .333 | 0-0 | .000 | 0 | 1 | 1 | 0.3 | 2-0 | 0 | 1 | 0 | 1 | 3 | 1.0 |
| 2023-24 | Win | 7-0 | 19/2.7 | 4-11 | .364 | 2-5 | .400 | 1-3 | .333 | 0 | 2 | 2 | 0.3 | 1-0 | 0 | 0 | 0 | 3 | 11 | 1.6 |
| TOTAL | | 10-0 | 30/3.0 | 5-14 | .357 | 3-8 | .375 | 1-3 | .333 | 0 | 3 | 3 | 0.3 | 3-0 | 0 | 1 | 0 | 4 | 14 | 1.4 |



Noah
Van Bibber

14

Guard / 6-5 / 190 / So.
Debary, Fla.
(Concord Academy)

CAREER HONORS

| CAREER HIGHS | | | BIG SOUTH | | |
|--------------|----|-----------------------|-----------|---|--------------------------|
| Points | 22 | Holy Cross (11/17/23) | Points | 8 | USC Upstate (2/24/24) |
| Minutes | 19 | Brevard (11/8/23) | Minutes | 9 | USC Upstate (2/24/24) |
| FGM | 6 | Holy Cross (11/17/23) | FGM | 2 | USC Upstate (2/24/24) |
| FGA | 9 | Holy Cross (11/17/23) | FGA | 3 | USC Upstate (2/24/24) |
| 3PTFGM | 6 | Holy Cross (11/17/23) | 3PTFGM | 2 | USC Upstate (2/24/24) |
| 3PTFGAs | 8 | Holy Cross (11/17/23) | 3PTFGAs | 3 | USC Upstate (2/24/24) |
| FTM | 4 | Holy Cross (11/17/23) | FTM | 2 | USC Upstate (2/24/24) |
| FTA | 4 | Holy Cross (11/17/23) | FTA | 3 | USC Upstate (2/24/24) |
| Rebounds | 5 | Brevard (11/8/23) | Rebounds | 1 | Charleston Sou. (2/7/24) |
| Assists | 1 | two times | Assists | | |
| Blocks | | | Blocks | | |
| Steals | 1 | Queens (12/5/23) | Steals | | |
| Turnovers | 2 | two times | Turnovers | 1 | two times |

EXTRA DRIBBLE

- Played six minutes off the bench vs. Bob Jones, finishing with three points and a rebound
- Was 2-for-3 in the opener vs. Piedmont, but is 1-for-8 since
- One of the first off the bench vs. N.C. Central but finished with just three minutes
- Saw a season-high 10 minutes in the opener vs. Piedmont, finishing the game with six points on 2-of-3 shooting behind the arc
- Came off the bench to score a career-high 22 points in the win over Holy Cross (11/17/23)
- Knocked down six threes in the game
- Was the first Winthrop freshman with a 20-point game since D.J. Burns Jr. had 23 at Charleston Southern on Jan. 30, 202
- The last freshman guard to score 20 or more points was Russell Jones Jr. on Dec. 12, 2019 vs. Elon

| Opponent | Date | gs | min | Total | | 3-Pointers | | Free throws | | Rebounds | | | | pf | a | t/o | blk | stl | pts | avg |
|-------------------|----------|----|-----|--------|------|------------|------|-------------|------|----------|-----|-----|-----|----|---|-----|-----|-----|-----|-----|
| | | | | fg-fga | pct | 3fg-fga | pct | ft-fga | pct | off | def | tot | avg | | | | | | | |
| PIEDMONT | 11/04/24 | | 10 | 2-3 | .667 | 2-3 | .667 | 0-0 | .000 | 0 | 1 | 1 | 1.0 | 0 | 0 | 0 | 0 | 0 | 6 | 6.0 |
| LITTLE ROCK | 11/09/24 | | 1 | 0-0 | .000 | 0-0 | .000 | 0-0 | .000 | 0 | 0 | 0 | 0.5 | 0 | 0 | 0 | 0 | 0 | 0 | 3.0 |
| N.C. CENTRAL | 11/17/24 | | 3 | 0-2 | .000 | 0-2 | .000 | 0-0 | .000 | 0 | 0 | 0 | 0.3 | 1 | 0 | 0 | 0 | 0 | 0 | 2.0 |
| LIU | 11/25/24 | | 8 | 1-4 | .250 | 1-3 | .333 | 0-0 | .000 | 0 | 1 | 1 | 0.5 | 0 | 0 | 0 | 0 | 0 | 3 | 2.3 |
| AVERETT | 11/27/24 | | 6 | 0-4 | .000 | 0-3 | .000 | 0-0 | .000 | 1 | 1 | 2 | 0.8 | 0 | 0 | 0 | 0 | 0 | 0 | 1.8 |
| BOB JONES | 12/12/24 | | 6 | 1-2 | .500 | 1-2 | .500 | 0-0 | .000 | 0 | 1 | 1 | 0.8 | 1 | 0 | 0 | 0 | 0 | 3 | 2.0 |
| at Charleston So. | 02/05/25 | | 3 | 0-1 | .000 | 0-1 | .000 | 0-0 | .000 | 0 | 0 | 0 | 0.7 | 0 | 0 | 1 | 0 | 0 | 0 | 1.7 |
| Totals | | 0 | 37 | 4-16 | .250 | 4-14 | .286 | 0-0 | .000 | 1 | 4 | 5 | 0.7 | 2 | 0 | 1 | 0 | 0 | 12 | 1.7 |

Games played: 7
Minutes/game: 5.3
Points/game: 1.7
FG Pct: 25.0
3FG Pct: 28.6

Rebounds/game: 0.7
Turnovers/game: 0.1

| | | | | Field Goals | | 3-Point | | F-Throws | | Rebounds | | | | Scoring | | | | | | |
|---------|------|-------|---------|-------------|------|----------|------|----------|------|----------|-----|-----|-----|---------|---|----|-----|-----|-----|-----|
| SEASON | TEAM | GP-GS | MIN/AVG | FG-FGA | FG% | 3FG-3FGA | 3FG% | FT-FTA | FT% | OFF | DEF | TOT | AVG | PF-FO | A | TO | BLK | STL | PTS | AVG |
| 2023-24 | Win | 18-0 | 159/8.8 | 21-66 | .318 | 16-52 | .308 | 12-14 | .857 | 10 | 12 | 22 | 1.2 | 29-0 | 2 | 7 | 0 | 1 | 70 | 3.9 |
| 2024-25 | Win | 7-0 | 36/5.2 | 4-16 | .250 | 4-14 | .286 | 0-0 | .000 | 1 | 4 | 5 | 0.7 | 2-0 | 0 | 1 | 0 | 0 | 12 | 1.7 |
| TOTAL | | 25-0 | 195/7.8 | 25-82 | .305 | 20-66 | .303 | 12-14 | .857 | 11 | 16 | 27 | 1.1 | 31-0 | 2 | 8 | 0 | 1 | 82 | 3.3 |



Tommy Kamarad 15

Forward / 6-8 / 205 / Sr.
Buford, Ga.
(Arkansas Tech)

CAREER HONORS

| CAREER HIGHS | | | | BIG SOUTH | | | |
|--------------|----|-----------------------------------|--|-----------|----|-----------------------|--|
| Points | 22 | five times | | Points | 9 | Gardner-Webb (2/1/25) | |
| Minutes | 38 | at Southeastern Oklahoma (2/1/24) | | Minutes | 19 | Gardner-Webb (2/1/25) | |
| FGM | 9 | at Oklahoma Baptist (1/11/24) | | FGM | 3 | Gardner-Webb (2/1/25) | |
| FGA | 15 | at Southeastern Oklahoma (2/1/24) | | FGA | 5 | Gardner-Webb (2/1/25) | |
| 3PTFGM | 5 | three times | | 3PTFGM | 2 | Gardner-Webb (2/1/25) | |
| 3PTFGA | 10 | at Southeastern Oklahoma (2/1/24) | | 3PTFGAs | 4 | Gardner-Webb (2/1/25) | |
| FTM | 8 | two times | | FTM | 1 | Gardner-Webb (2/1/25) | |
| FTA | 8 | two times | | FTA | 2 | two times | |
| Rebounds | 11 | Northwestern Oklahoma (3/9/24) | | Rebounds | 5 | Gardner-Webb (2/1/25) | |
| Assists | 4 | Ouachita Baptist (12/2/23) | | Assists | 2 | Gardner-Webb (2/1/25) | |
| Blocks | 3 | four times | | Blocks | 1 | two times | |
| Steals | 3 | two times | | Steals | 2 | Gardner-Webb (2/1/25) | |
| Turnovers | 2 | Piedmont (11/4/24) | | Turnovers | 1 | two games | |

EXTRA DRIBBLE

- Double-digit minutes for a second straight game with 17 at Charleston Southern (3 points, 3 rebounds, assist, block, steal)
- Chipped in with nine points in the win over Gardner-Webb
- In addition he had five rebounds, two assists and two steals
- Was 2-for-4 behind the arc, the first game since Nov. 9 with multiple threes
- Back-to-back games with a three for second time this season
- Came off the bench for three minutes in first half at UNC Asheville and drained a three for a 39-36 lead
- Had three rebounds off bench vs. Mercer, his sixth game of the season with three or more
- Solid game off the bench vs. LIU with seven points, a rebound, assist, two blocks and a steal in 12 minutes
- 4-for-8 behind the arc in the first two games and then was 2-for-30 after until the Gardner-Webb gam (Now 5-for-36 since Nov. 11)
- After failing to score in four of the previous five games he's scored in four straight (10 points)
- Posted a season-high 13 points in the win over Little Rock
- Seen double-digit minutes in 10-of-12 games with a season-high 20 vs. William & Mary
- Started the first five games of the season (5.2 ppg, 4.6 rpg)
- Had 26 points in first four games and just two in the last three
- After starting the season 4-for-8 behind the arc, he's 0-for-9 since
- Played the last two seasons at Arkansas Tech, starting 58-of-63 games played
- Helped the team to a Great American Conference Championship
- Named to the GACC All-Tournament Team
- Began career at Otero Junior College where he played 45 games with 22 starts

| Opponent | Date | gs | min | Total | | 3-Pointers | | Free throws | | Rebounds | | | | pf | a | t/o | blk | stl | pts | avg | |
|-------------------|----------|----|-----|--------|-------|------------|-------|-------------|-------|----------|-----|-----|-----|-----|----|-----|-----|-----|-----|------|-----|
| | | | | fg-fga | pct | 3fg-fga | pct | ft-fga | pct | off | def | tot | avg | | | | | | | | |
| PIEDMONT | 11/04/24 | * | 16 | 2-5 | .400 | 1-4 | .250 | 2-3 | .667 | 1 | 6 | 7 | 7.0 | 1 | 0 | 2 | 1 | 0 | 7 | 7.0 | |
| LITTLE ROCK | 11/09/24 | * | 13 | 4-6 | .667 | 3-4 | .750 | 2-5 | .400 | 1 | 4 | 5 | 6.0 | 0 | 0 | 1 | 0 | 0 | 13 | 10.0 | |
| at Virginia Tech | 11/11/24 | * | 18 | 1-3 | .333 | 0-2 | .000 | 0-0 | .000 | 2 | 0 | 2 | 4.7 | 3 | 1 | 1 | 0 | 1 | 2 | 7.3 | |
| WILLIAM & MARY | 11/15/24 | * | 20 | 2-5 | .400 | 0-3 | .000 | 0-0 | .000 | 3 | 3 | 6 | 5.0 | 4 | 1 | 0 | 0 | 2 | 4 | 6.5 | |
| GA. SOUTHERN | 11/16/24 | * | 16 | 0-1 | .000 | 0-1 | .000 | 0-0 | .000 | 1 | 2 | 3 | 4.6 | 1 | 0 | 1 | 0 | 0 | 0 | 5.2 | |
| N.C. CENTRAL | 11/17/24 | | 10 | 1-2 | .500 | 0-1 | .000 | 0-0 | .000 | 1 | 1 | 2 | 4.2 | 0 | 0 | 0 | 0 | 0 | 2 | 4.7 | |
| at Louisville | 11/22/24 | | 10 | 0-3 | .000 | 0-2 | .000 | 0-0 | .000 | 0 | 0 | 0 | 3.6 | 1 | 0 | 0 | 0 | 1 | 0 | 4.0 | |
| LIU | 11/25/24 | | 12 | 2-4 | .500 | 1-3 | .333 | 2-5 | .400 | 0 | 1 | 1 | 3.3 | 2 | 1 | 1 | 2 | 1 | 7 | 4.4 | |
| AVERETT | 11/27/24 | | 17 | 0-3 | .000 | 0-3 | .000 | 0-0 | .000 | 0 | 3 | 3 | 3.2 | 0 | 1 | 0 | 1 | 1 | 0 | 3.9 | |
| at Queens (NC) | 12/03/24 | | 3 | 0-0 | .000 | 0-0 | .000 | 0-0 | .000 | 0 | 0 | 0 | 2.9 | 1 | 0 | 0 | 0 | 0 | 0 | 3.5 | |
| COASTAL CAROLINA | 12/07/24 | | 6 | 0-0 | .000 | 0-0 | .000 | 0-0 | .000 | 0 | 1 | 1 | 2.7 | 1 | 0 | 0 | 0 | 0 | 0 | 3.2 | |
| BOB JONES | 12/12/24 | | 12 | 2-5 | .400 | 0-2 | .000 | 0-0 | .000 | 0 | 1 | 1 | 2.6 | 1 | 1 | 0 | 0 | 1 | 4 | 3.3 | |
| at Florida St. | 12/17/24 | | 12 | 0-5 | .000 | 0-4 | .000 | 1-3 | .333 | 1 | 1 | 2 | 2.5 | 2 | 1 | 1 | 1 | 0 | 1 | 3.1 | |
| MERCER | 12/21/24 | | 6 | 1-2 | .500 | 0-1 | .000 | 1-2 | .500 | 2 | 1 | 3 | 2.6 | 0 | 0 | 0 | 0 | 0 | 3 | 3.1 | |
| at Indiana | 12/29/24 | | 8 | 1-2 | .500 | 0-1 | .000 | 0-0 | .000 | 1 | 0 | 1 | 2.5 | 0 | 0 | 0 | 0 | 0 | 2 | 3.0 | |
| USC UPSTATE | 01/02/25 | | 5 | 0-1 | .000 | 0-1 | .000 | 0-2 | .000 | 0 | 0 | 0 | 2.3 | 0 | 0 | 0 | 0 | 0 | 0 | 2.8 | |
| at Radford | 01/04/25 | | 5 | 0-2 | .000 | 0-2 | .000 | 0-0 | .000 | 0 | 2 | 2 | 2.3 | 3 | 0 | 0 | 0 | 0 | 0 | 2.6 | |
| at UNC Asheville | 01/18/25 | | 3 | 1-1 | 1.000 | 1-1 | 1.000 | 0-0 | .000 | 0 | 1 | 1 | 2.2 | 0 | 0 | 0 | 0 | 0 | 3 | 2.7 | |
| at High Point | 01/25/25 | | 6 | 0-1 | .000 | 0-1 | .000 | 2-2 | 1.000 | 0 | 2 | 2 | 2.2 | 3 | 0 | 0 | 1 | 1 | 2 | 2.6 | |
| PRESBYTERIAN | 01/29/25 | | 7 | 1-3 | .333 | 0-2 | .000 | 0-0 | .000 | 1 | 1 | 2 | 2.2 | 2 | 0 | 1 | 0 | 0 | 2 | 2.6 | |
| GARDNER-WEBB | 02/01/25 | | 19 | 3-5 | .600 | 2-4 | .500 | 1-2 | .500 | 1 | 4 | 5 | 2.3 | 2 | 2 | 0 | 0 | 2 | 9 | 2.9 | |
| at Charleston So. | 02/05/25 | | 17 | 1-2 | .500 | 1-2 | .500 | 0-0 | .000 | 0 | 3 | 3 | 2.4 | 2 | 1 | 1 | 1 | 1 | 3 | 2.9 | |
| Totals | | | 5 | 241 | 22-61 | .361 | 9-44 | .205 | 11-24 | .458 | 15 | 37 | 52 | 2.4 | 29 | 9 | 9 | 7 | 11 | 64 | 2.9 |

Games played: 22
Minutes/game: 11.0
Points/game: 2.9
FG Pct: 36.1
3FG Pct: 20.5
FT Pct: 45.8

Rebounds/game: 2.4
Assists/game: 0.4
Turnovers/game: 0.4
Assist/turnover ratio: 1.0
Steals/game: 0.5
Blocks/game: 0.3

| | | | | Field Goals | | 3-Point | | F-Throws | | Rebounds | | | | Scoring | | | | | | |
|---------------|------|-------|-----------|-------------|------|----------|------|----------|------|----------|-----|-----|-----|---------|----|----|-----|-----|-----|------|
| SEASON | TEAM | GP-GS | MIN/AVG | FG-FGA | FG% | 3FG-3FGA | 3FG% | FT-FTA | FT% | OFF | DEF | TOT | AVG | PF-FO | A | TO | BLK | STL | PTS | AVG |
| 2022-23 | ATU | 31-28 | 707/22.8 | 81-195 | .415 | 29-81 | .358 | 52-62 | .839 | 35 | 86 | 121 | 3.9 | 74-1 | 27 | 36 | 24 | 26 | 243 | 7.8 |
| 2023-24 | ATU | 32-30 | 873/27.3 | 143-281 | .509 | 47-118 | .398 | 58-71 | .817 | 53 | 112 | 165 | 5.2 | 84-3 | 42 | 47 | 33 | 17 | 391 | 12.2 |
| 2024-25 | Win | 22-5 | 241/11.0 | 22-61 | .361 | 9-44 | .205 | 11-24 | .458 | 15 | 37 | 52 | 2.4 | 29-0 | 9 | 9 | 7 | 11 | 64 | 2.9 |
| TOTAL FOR Win | | 22-5 | 241/11.0 | 22-61 | .361 | 9-44 | .205 | 11-24 | .458 | 15 | 37 | 52 | 2.4 | 29-0 | 9 | 9 | 7 | 11 | 64 | 2.9 |
| TOTAL | | 85-63 | 1821/21.4 | 246-537 | .458 | 85-243 | .350 | 121-157 | .771 | 103 | 235 | 338 | 4.0 | 187-4 | 78 | 92 | 64 | 54 | 698 | 8.2 |



Tai
Hamilton

21

Forward / 6-10 / 200 / So.
Charlotte, N.C.
(William & Mary)

CAREER HONORS

| CAREER HIGHS | | | | BIG SOUTH | | | |
|--------------|----|---------------------------------|--|-----------|----|-------------------------------|--|
| Points | 10 | Piedmont (11/4/24) | | Points | 4 | at Radford (1/4/25) | |
| Minutes | 23 | at Col. of Charleston (2/19/24) | | Minutes | 18 | Charleston Southern (1/15/25) | |
| FGM | 4 | two times | | FGM | 1 | three times | |
| FGA | 5 | at Queens (12/3/24) | | FGA | 3 | Charleston Southern (1/15/25) | |
| 3PTFGM | | | | 3PTFGM | | | |
| 3PTFGA | | | | 3PTFGAs | | | |
| FTM | 4 | Piedmont (11/4/24) | | FTM | 2 | at Radford (1/4/25) | |
| FTA | 6 | Piedmont (11/4/24) | | FTA | 2 | three times | |
| Rebounds | 10 | Piedmont (11/4/24) | | Rebounds | 6 | Charleston Southern (1/15/25) | |
| Assists | 2 | two times | | Assists | | | |
| Blocks | 4 | two times | | Blocks | 2 | at Gardner-Webb (1/8/25) | |
| Steals | 3 | Delaware (2/1/24) | | Steals | 2 | at Radford (1/4/25) | |
| Turnovers | 3 | three times | | Turnovers | 1 | three times | |

- EXTRA DRIBBLE
- Played a season-high 18 minutes vs. the Bucs, but since has combined for 13 minutes the last three games
 - Has six multi-block games and is 7th in the Big South in blocks per game (1.0)
 - On the year he has three games with five or more rebounds, six games with four or more and 13 games with at least three
 - Only played nine minutes vs. Mercer after seeing 12 or more minutes in six previous games
 - Solid game off bench vs. Bob Jones with six points, five rebounds and two blocks
 - Played a season-high 17 minutes at Queens, finishing with nine points, 3 rebounds and two blocks
 - Tied career-best four blocks vs. LIU and also had two steals
 - Posted a double-double in the opener with 10 points, 10 rebounds (both career-highs)
 - Set a career-high in blocks with four vs. Piedmont
 - Played in 26 games as a freshman at William & Mary
 - Ranked 14th in the Coastal Athletic Association in blocks per game (nearly one per game - .85)
 - Only played two years of high school basketball
 - Selected for Queen City All-Star Game in 2023
 - Led state of North Carolina with 4.6 blocks per game in 2021-22
 - Played AAU for ACE Elite in 2021 and 2022

| Opponent | Date | qs | min | Total | | 3-Pointers | | Free throws | | Rebounds | | | | pf | a | t/o | blk | stl | pts | avg |
|-------------------|----------|----|-----|--------|-------|------------|------|-------------|-------|----------|-----|-----|------|----|---|-----|-----|-----|-----|------|
| | | | | fg-fga | pct | 3fg-fga | pct | ft-fa | pct | off | def | tot | avg | | | | | | | |
| PIEDMONT | 11/04/24 | | 11 | 3-3 | 1.000 | 0-0 | .000 | 4-6 | .667 | 5 | 5 | 10 | 10.0 | 4 | 2 | 0 | 4 | 1 | 10 | 10.0 |
| LITTLE ROCK | 11/09/24 | | 6 | 1-1 | 1.000 | 0-0 | .000 | 0-0 | .000 | 1 | 0 | 1 | 5.5 | 4 | 0 | 0 | 0 | 0 | 2 | 6.0 |
| at Virginia Tech | 11/11/24 | | 3 | 0-0 | .000 | 0-0 | .000 | 0-0 | .000 | 1 | 2 | 3 | 4.7 | 0 | 0 | 0 | 2 | 0 | 0 | 4.0 |
| WILLIAM & MARY | 11/15/24 | | 7 | 0-1 | .000 | 0-0 | .000 | 2-4 | .500 | 1 | 1 | 2 | 4.0 | 1 | 0 | 0 | 1 | 0 | 2 | 3.5 |
| GA. SOUTHERN | 11/16/24 | | 6 | 0-0 | .000 | 0-0 | .000 | 2-2 | 1.000 | 0 | 1 | 1 | 3.4 | 1 | 0 | 0 | 0 | 0 | 2 | 3.2 |
| N.C. CENTRAL | 11/17/24 | | 3 | 0-0 | .000 | 0-0 | .000 | 0-0 | .000 | 2 | 0 | 2 | 3.2 | 1 | 0 | 2 | 0 | 0 | 0 | 2.7 |
| at Louisville | 11/22/24 | | 9 | 0-2 | .000 | 0-0 | .000 | 1-4 | .250 | 2 | 1 | 3 | 3.1 | 0 | 0 | 0 | 0 | 1 | 1 | 2.4 |
| LIU | 11/25/24 | | 13 | 1-1 | 1.000 | 0-0 | .000 | 0-0 | .000 | 0 | 1 | 1 | 2.9 | 1 | 0 | 0 | 4 | 2 | 2 | 2.4 |
| AVERETT | 11/27/24 | | 14 | 2-3 | .667 | 0-0 | .000 | 1-1 | 1.000 | 3 | 1 | 4 | 3.0 | 5 | 2 | 1 | 0 | 0 | 5 | 2.7 |
| at Queens (NC) | 12/03/24 | | 17 | 4-5 | .800 | 0-0 | .000 | 1-3 | .333 | 1 | 2 | 3 | 3.0 | 3 | 0 | 0 | 2 | 0 | 9 | 3.3 |
| COASTAL CAROLINA | 12/07/24 | | 12 | 2-3 | .667 | 0-0 | .000 | 1-1 | 1.000 | 0 | 3 | 3 | 3.0 | 4 | 0 | 1 | 0 | 0 | 5 | 3.5 |
| BOB JONES | 12/12/24 | | 16 | 2-3 | .667 | 0-0 | .000 | 2-2 | 1.000 | 2 | 3 | 5 | 3.2 | 1 | 0 | 1 | 2 | 1 | 6 | 3.7 |
| at Florida St. | 12/17/24 | | 14 | 0-4 | .000 | 0-0 | .000 | 0-1 | .000 | 2 | 0 | 2 | 3.1 | 3 | 0 | 1 | 0 | 1 | 0 | 3.4 |
| MERCER | 12/21/24 | | 9 | 0-0 | .000 | 0-0 | .000 | 1-2 | .500 | 1 | 2 | 3 | 3.1 | 3 | 0 | 1 | 1 | 0 | 1 | 3.2 |
| at Indiana | 12/29/24 | | 11 | 0-1 | .000 | 0-0 | .000 | 0-0 | .000 | 0 | 3 | 3 | 3.1 | 2 | 0 | 0 | 1 | 2 | 0 | 3.0 |
| USC UPSTATE | 01/02/25 | | 9 | 0-0 | .000 | 0-0 | .000 | 1-2 | .500 | 2 | 2 | 4 | 3.1 | 2 | 0 | 0 | 1 | 0 | 1 | 2.9 |
| at Radford | 01/04/25 | | 9 | 1-2 | .500 | 0-0 | .000 | 2-2 | 1.000 | 2 | 2 | 4 | 3.2 | 0 | 0 | 0 | 0 | 2 | 4 | 2.9 |
| at Gardner-Webb | 01/08/25 | | 5 | 0-0 | .000 | 0-0 | .000 | 0-0 | .000 | 0 | 0 | 0 | 3.0 | 2 | 0 | 1 | 2 | 0 | 0 | 2.8 |
| LONGWOOD | 01/11/25 | | 5 | 0-1 | .000 | 0-0 | .000 | 0-2 | .000 | 1 | 0 | 1 | 2.9 | 1 | 0 | 0 | 0 | 0 | 0 | 2.6 |
| CHARLESTON SO. | 01/15/25 | | 18 | 1-3 | .333 | 0-0 | .000 | 0-0 | .000 | 1 | 5 | 6 | 3.1 | 5 | 0 | 1 | 1 | 0 | 2 | 2.6 |
| at UNC Asheville | 01/18/25 | | 7 | 1-1 | 1.000 | 0-0 | .000 | 0-0 | .000 | 1 | 2 | 3 | 3.0 | 0 | 0 | 1 | 1 | 0 | 2 | 2.6 |
| at High Point | 01/25/25 | | 5 | 0-0 | .000 | 0-0 | .000 | 0-0 | .000 | 1 | 0 | 1 | 3.0 | 2 | 0 | 0 | 0 | 0 | 0 | 2.5 |
| PRESBYTERIAN | 01/29/25 | | 1 | 0-1 | .000 | 0-0 | .000 | 0-0 | .000 | 0 | 0 | 0 | 2.8 | 0 | 0 | 0 | 0 | 0 | 0 | 2.3 |
| at Charleston So. | 02/05/25 | | 3 | 0-1 | .000 | 0-0 | .000 | 0-0 | .000 | 0 | 0 | 0 | 2.7 | 0 | 0 | 0 | 0 | 0 | 0 | 2.3 |
| Totals | | 0 | 213 | 18-36 | .500 | 0-0 | .000 | 18-32 | .563 | 29 | 36 | 65 | 2.7 | 45 | 4 | 10 | 22 | 10 | 54 | 2.3 |

Games played: 24
Minutes/game: 8.9
Points/game: 2.3
FG Pct: 50.0
FT Pct: 56.3

Rebounds/game: 2.7
Assists/game: 0.2
Turnovers/game: 0.4
Assist/turnover ratio: 0.4
Steals/game: 0.4
Blocks/game: 0.9

| | | | | Field Goals | | 3-Point | | F-Throws | | Rebounds | | | | Scoring | | | | | | |
|---------------|------|-------|----------|-------------|------|----------|------|----------|------|----------|-----|-----|-----|---------|----|----|-----|-----|-----|-----|
| SEASON | TEAM | GP-GS | MIN/AVG | FG-FGA | FG% | 3FG-3FGA | 3FG% | FT-FTA | FT% | OFF | DEF | TOT | AVG | PF-FO | A | TO | BLK | STL | PTS | AVG |
| 2023-24 | W&M | 26-0 | 316/12.2 | 16-28 | .571 | 0-0 | .000 | 6-23 | .261 | 25 | 55 | 80 | 3.1 | 64-4 | 6 | 18 | 22 | 13 | 38 | 1.5 |
| 2024-25 | Win | 24-0 | 210/8.7 | 18-36 | .500 | 0-0 | .000 | 18-32 | .563 | 29 | 36 | 65 | 2.7 | 45-2 | 4 | 10 | 22 | 10 | 54 | 2.3 |
| TOTAL FOR Win | | 24-0 | 210/8.7 | 18-36 | .500 | 0-0 | .000 | 18-32 | .563 | 29 | 36 | 65 | 2.7 | 45-2 | 4 | 10 | 22 | 10 | 54 | 2.3 |
| TOTAL | | 50-0 | 526/10.5 | 34-64 | .531 | 0-0 | .000 | 24-55 | .436 | 54 | 91 | 145 | 2.9 | 109-6 | 10 | 28 | 44 | 23 | 92 | 1.8 |



Henry Harrison

22

Guard / 5-11 / 175 / So.
Lewisburg, Pa.
(Lewisburg H.S.)

CAREER HONORS

EXTRA DRIBBLE

- Seen action in three games this season
- Made all of his three-point attempts (3-for-3) as a freshman
- Had a season-high four minutes vs. Brevard/vs. Toccoa Falls
- Lettered in soccer (4 yrs.) and basketball (3 yrs.) at Lewisburg H.S.
- Was team captain in 2023 and named to First Team All-Conference

| CAREER HIGHS | | | | BIG SOUTH | | | |
|--------------|---|------------------------------|--|-----------|---|----------------------------------|--|
| Points | 3 | three times | | Points | 2 | at Charleston Southern (1/24/24) | |
| Minutes | 4 | two times | | Minutes | | | |
| FGM | 1 | four times | | FGM | | | |
| FGA | 3 | Piedmont (11/4/24) | | FGA | | | |
| 3PTFGM | 1 | three times | | 3PTFGM | | | |
| 3PTFGAs | 2 | Piedmont (11/4/24) | | 3PTFGAs | | | |
| FTM | | | | FTM | | | |
| FTA | | | | FTA | | | |
| Rebounds | | | | Rebounds | 1 | at Charleston Southern (2/5/25) | |
| Assists | 1 | Bob Jones (11/28/23) | | Assists | | | |
| Blocks | | | | Blocks | | | |
| Steals | 1 | Charleston Southern (2/7/24) | | Steals | 1 | Charleston Southern (2/7/24) | |
| Turnovers | 1 | three times | | Turnovers | | | |

| Opponent | Date | gs | min | Total | | 3-Pointers | | Free throws | | Rebounds | | | | pf | a | t/o | blk | stl | pts | avg |
|-------------------|----------|----|-----|--------|------|------------|------|-------------|------|----------|-----|-----|-----|----|---|-----|-----|-----|-----|-----|
| | | | | fg-fga | pct | 3fg-fga | pct | ft-fga | pct | off | def | tot | avg | | | | | | | |
| PIEDMONT | 11/04/24 | 3 | | 1-3 | .333 | 0-2 | .000 | 0-0 | .000 | 0 | 0 | 0 | 0.0 | 0 | 0 | 0 | 0 | 0 | 2 | 2.0 |
| LITTLE ROCK | 11/09/24 | 1 | | 0-0 | .000 | 0-0 | .000 | 0-0 | .000 | 0 | 0 | 0 | 0.0 | 0 | 0 | 0 | 0 | 0 | 0 | 1.0 |
| LIU | 11/25/24 | 1 | | 0-0 | .000 | 0-0 | .000 | 0-0 | .000 | 0 | 0 | 0 | 0.0 | 0 | 0 | 0 | 0 | 0 | 0 | 0.7 |
| AVERETT | 11/27/24 | 3 | | 0-2 | .000 | 0-2 | .000 | 0-0 | .000 | 0 | 0 | 0 | 0.0 | 1 | 0 | 0 | 0 | 0 | 0 | 0.5 |
| BOB JONES | 12/12/24 | 3 | | 0-2 | .000 | 0-2 | .000 | 0-0 | .000 | 0 | 0 | 0 | 0.0 | 0 | 1 | 0 | 0 | 0 | 0 | 0.4 |
| at Charleston So. | 02/05/25 | 1 | | 0-0 | .000 | 0-0 | .000 | 0-0 | .000 | 0 | 1 | 1 | 0.2 | 0 | 0 | 0 | 0 | 0 | 0 | 0.3 |
| Totals | | 0 | 12 | 1-7 | .143 | 0-6 | .000 | 0-0 | .000 | 0 | 1 | 1 | 0.2 | 1 | 1 | 0 | 0 | 0 | 2 | 0.3 |

Games played: 6
Minutes/game: 2.0
Points/game: 0.3
FG Pct: 14.3
3FG Pct: 0.0

Rebounds/game: 0.2
Assists/game: 0.2
Assist/turnover ratio: 99.9

| | | | | Field Goals | | 3-Point | | F-Throws | | Rebounds | | | | Scoring | | | | | | |
|---------|------|-------|---------|-------------|-------|----------|-------|----------|------|----------|-----|-----|-----|---------|---|----|-----|-----|-----|-----|
| SEASON | TEAM | GP-GS | MIN/AVG | FG-FGA | FG% | 3FG-3FGA | 3FG% | FT-FTA | FT% | OFF | DEF | TOT | AVG | PF-FO | A | TO | BLK | STL | PTS | AVG |
| 2023-24 | Win | 7-0 | 16/2.3 | 3-3 | 1.000 | 3-3 | 1.000 | 0-0 | .000 | 0 | 0 | 0 | 0.0 | 0-0 | 1 | 3 | 0 | 1 | 9 | 1.3 |
| 2024-25 | Win | 6-0 | 12/2.1 | 1-7 | .143 | 0-6 | .000 | 0-0 | .000 | 0 | 1 | 1 | 0.2 | 1-0 | 1 | 0 | 0 | 0 | 2 | 0.3 |
| TOTAL | | 13-0 | 29/2.2 | 4-10 | .400 | 3-9 | .333 | 0-0 | .000 | 0 | 1 | 1 | 0.1 | 1-0 | 2 | 3 | 0 | 1 | 11 | 0.8 |



Logan Duncomb 51

Center / 6-10 / 230 / Jr.
Cincinnati, Ohio
(Xavier)

CAREER HONORS

| CAREER HIGHS | | | | BIG SOUTH | | | |
|--------------|----|---------------------------------|--|-----------|----|---------------------------------|--|
| Points | 10 | two times | | Points | 10 | at Charleston Southern (2/5/25) | |
| Minutes | 27 | Charleston Southern (1/15/25) | | Minutes | 27 | Charleston Southern (1/15/25) | |
| FGM | 5 | Elon (12/20/22) | | FGM | 4 | at Charleston Southern (2/5/25) | |
| FGA | 7 | at Charleston Southern (2/5/25) | | FGA | 7 | at Charleston Southern (2/5/25) | |
| 3PTFGM | | | | 3PTFGM | | | |
| 3PTFGA | | | | 3PTFGAs | | | |
| FTM | 4 | Little Rock (11/9/24) | | FTM | 2 | four times | |
| FTA | 5 | Little Rock (11/9/24) | | FTA | 3 | Charleston Southern (1/15/25) | |
| Rebounds | 7 | Charleston Southern (1/15/25) | | Rebounds | 7 | Charleston Southern (1/15/25) | |
| Assists | 2 | Elon (12/20/22) | | Assists | 1 | at High Point (1/25/25) | |
| Blocks | 2 | two times | | Blocks | 2 | Charleston Southern (1/15/25) | |
| Steals | 2 | Longwood (1/11/25) | | Steals | 2 | Longwood (1/11/25) | |
| Turnovers | 2 | Georgia Southern (11/16/24) | | Turnovers | 1 | three times | |

EXTRA DRIBBLE

- Tied his career-high of 10 points in the win at Charleston Southern
- Also pulled down five rebounds
- Averaging 7.0 ppg, 4.3 rpg and shooting 62 percent in last three games
- Good eight minutes off the bench in the win over PC as he scored a season-high eight points and hauled in five rebounds to go along with a steal
- Came off the bench for a career-high 27 minutes as he finished with four points, career-high seven rebounds and two blocks
- Put in solid six minutes vs. Longwood, knocking down both free throws to go along with two rebounds and two steals
- Returned to action vs. Mercer after missing the previous nine games
- Put in a solid seven minutes off the bench at Indiana (2 rebounds, 2 points)
- Has three or more rebounds in three of the six games played (missed the opener)
- Began collegiate career at Indiana, transferred to Xavier and now at Winthrop
- Has battled through injuries most of his collegiate career
- Played in 18 games in two seasons at Indiana
- Led Moeller High School to a state title in 2019
- Named the GCL Co-Player of the Year
- McDonalds All-American Nominee

| Opponent | Date | qs | min | Total | | 3-Pointers | | Free throws | | Rebounds | | | | pf | a | t/o | blk | stl | pts | avg |
|-------------------|----------|----|-----|--------|-------|------------|------|-------------|-------|----------|-----|-----|-----|----|---|-----|-----|-----|-----|-----|
| | | | | fg-fga | pct | 3fg-fga | pct | ft-fa | pct | off | def | tot | avg | | | | | | | |
| LITTLE ROCK | 11/09/24 | | 8 | 1-2 | .500 | 0-0 | .000 | 4-5 | .800 | 2 | 1 | 3 | 3.0 | 4 | 0 | 0 | 0 | 0 | 6 | 6.0 |
| at Virginia Tech | 11/11/24 | | 8 | 0-2 | .000 | 0-0 | .000 | 0-0 | .000 | 0 | 1 | 1 | 2.0 | 0 | 0 | 0 | 0 | 0 | 0 | 3.0 |
| WILLIAM & MARY | 11/15/24 | | 4 | 1-3 | .333 | 0-0 | .000 | 0-0 | .000 | 1 | 2 | 3 | 2.3 | 2 | 0 | 1 | 0 | 0 | 2 | 2.7 |
| GA. SOUTHERN | 11/16/24 | | 4 | 0-1 | .000 | 0-0 | .000 | 3-4 | .750 | 0 | 0 | 0 | 1.8 | 2 | 0 | 2 | 0 | 0 | 3 | 2.8 |
| N.C. CENTRAL | 11/17/24 | | 6 | 1-1 | 1.000 | 0-0 | .000 | 0-0 | .000 | 0 | 3 | 3 | 2.0 | 1 | 0 | 1 | 1 | 0 | 2 | 2.6 |
| MERCER | 12/21/24 | | 3 | 0-0 | .000 | 0-0 | .000 | 0-0 | .000 | 0 | 0 | 0 | 1.7 | 1 | 0 | 1 | 0 | 0 | 0 | 2.2 |
| at Indiana | 12/29/24 | | 7 | 1-2 | .500 | 0-0 | .000 | 0-1 | .000 | 0 | 2 | 2 | 1.7 | 0 | 0 | 0 | 0 | 0 | 2 | 2.1 |
| at Gardner-Webb | 01/08/25 | | 1 | 0-0 | .000 | 0-0 | .000 | 0-0 | .000 | 0 | 0 | 0 | 1.5 | 0 | 0 | 0 | 0 | 0 | 0 | 1.9 |
| LONGWOOD | 01/11/25 | | 6 | 0-1 | .000 | 0-0 | .000 | 2-2 | 1.000 | 1 | 1 | 2 | 1.6 | 2 | 0 | 1 | 0 | 2 | 2 | 1.9 |
| CHARLESTON SO. | 01/15/25 | | 27 | 1-2 | .500 | 0-0 | .000 | 2-3 | .667 | 2 | 5 | 7 | 2.1 | 4 | 0 | 0 | 2 | 0 | 4 | 2.1 |
| at UNC Asheville | 01/18/25 | | 2 | 0-0 | .000 | 0-0 | .000 | 0-0 | .000 | 0 | 1 | 1 | 2.0 | 1 | 0 | 0 | 0 | 0 | 0 | 1.9 |
| at High Point | 01/25/25 | | 11 | 1-3 | .333 | 0-0 | .000 | 0-0 | .000 | 1 | 0 | 1 | 1.9 | 1 | 1 | 0 | 0 | 1 | 2 | 1.9 |
| PRESBYTERIAN | 01/29/25 | | 8 | 3-5 | .600 | 0-0 | .000 | 2-2 | 1.000 | 4 | 1 | 5 | 2.2 | 1 | 0 | 1 | 0 | 1 | 8 | 2.4 |
| GARDNER-WEBB | 02/01/25 | | 7 | 1-1 | 1.000 | 0-0 | .000 | 1-2 | .500 | 1 | 2 | 3 | 2.2 | 0 | 0 | 1 | 0 | 0 | 3 | 2.4 |
| at Charleston So. | 02/05/25 | | 12 | 4-7 | .571 | 0-0 | .000 | 2-2 | 1.000 | 2 | 3 | 5 | 2.4 | 1 | 0 | 0 | 1 | 0 | 10 | 2.9 |
| Totals | | 0 | 114 | 14-30 | .467 | 0-0 | .000 | 16-21 | .762 | 14 | 22 | 36 | 2.4 | 20 | 1 | 8 | 4 | 4 | 44 | 2.9 |

Games played: 15
Minutes/game: 7.6
Points/game: 2.9
FG Pct: 46.7
FT Pct: 76.2

Rebounds/game: 2.4
Assists/game: 0.1
Turnovers/game: 0.5
Assist/turnover ratio: 0.1
Steals/game: 0.3
Blocks/game: 0.3

| | | | | Field Goals | | 3-Point | | F-Throws | | Rebounds | | | | | | | | | | Scoring | |
|---------------|------|-------|---------|-------------|------|----------|------|----------|-------|----------|-----|-----|-----|-------|---|----|-----|-----|-----|---------|--|
| SEASON | TEAM | GP-GS | MIN/AVG | FG-FGA | FG% | 3FG-3FGA | 3FG% | FT-FTA | FT% | OFF | DEF | TOT | AVG | PF-FO | A | TO | BLK | STL | PTS | AVG | |
| 2021-22 | IND | 9-0 | 19/2.1 | 2-4 | .500 | 0-0 | .000 | 2-2 | 1.000 | 3 | 3 | 6 | 0.7 | 3-0 | 1 | 3 | 1 | 1 | 6 | 0.7 | |
| 2022-23 | IND | 9-0 | 51/5.7 | 12-16 | .750 | 0-0 | .000 | 2-7 | .286 | 5 | 10 | 15 | 1.7 | 8-0 | 2 | 3 | 5 | 1 | 26 | 2.9 | |
| 2024-25 | Win | 15-0 | 111/7.4 | 14-30 | .467 | 0-0 | .000 | 16-21 | .762 | 14 | 22 | 36 | 2.4 | 20-0 | 1 | 8 | 4 | 4 | 44 | 2.9 | |
| TOTAL FOR Win | | 15-0 | 111/7.4 | 14-30 | .467 | 0-0 | .000 | 16-21 | .762 | 14 | 22 | 36 | 2.4 | 20-0 | 1 | 8 | 4 | 4 | 44 | 2.9 | |
| TOTAL | | 33-0 | 181/5.5 | 28-50 | .560 | 0-0 | .000 | 20-30 | .667 | 22 | 35 | 57 | 1.7 | 31-0 | 4 | 14 | 10 | 6 | 76 | 2.3 | |



Bryce Baker

55

Guard / 6-5 / 200 / Jr.
Mooresville, N.C.
(Old Dominion)

CAREER HONORS

| CAREER HIGHS | | | | BIG SOUTH | | | |
|--------------|----|-------------------------------|--|-----------|----|-------------------------------|--|
| Points | 24 | at UNC Asheville (1/18/25) | | Points | 24 | at UNC Asheville (1/18/25) | |
| Minutes | 34 | Charleston Southern (1/15/25) | | Minutes | 34 | Charleston Southern (1/15/25) | |
| FGM | 8 | at UNC Asheville (1/18/25) | | FGM | 8 | at UNC Asheville (1/18/25) | |
| FGA | 12 | two times | | FGA | 12 | at UNC Asheville (1/18/25) | |
| 3PTFGM | 7 | at UNC Asheville (1/18/25) | | 3PTFGM | 7 | at UNC Asheville (1/18/25) | |
| 3PTFGA | 12 | at Florida State (12/17/24) | | 3PTFGAs | 10 | at UNC Asheville (1/18/25) | |
| FTM | 4 | Virginia Wesleyan (11/6/23) | | FTM | 1 | two times | |
| FTA | 5 | at Coastal Carolina (1/28/23) | | FTA | 2 | Charleston Southern (1/15/25) | |
| Rebounds | 7 | two times | | Rebounds | 5 | Charleston Southern (1/15/25) | |
| Assists | 3 | two times | | Assists | 1 | two times | |
| Blocks | 1 | seven times | | Blocks | 1 | at High Point (1/25/25) | |
| Steals | 3 | two times | | Steals | 3 | Charleston Southern (1/15/25) | |
| Turnovers | 4 | at Florida State (12/17/24) | | Turnovers | 1 | four times | |

EXTRA DRIBBLE

- Scored a career-high 24 points at UNC Asheville as he played 30 minutes off the bench and finished 8-of-12 from the field and 7-of-10 from three
- The seven threes are the most by an Eagle in a single-game since Cory Hightower had seven at LSU on Dec. 17, 2022
- Averaging career-highs in points per game, rebounds per game, field goal percentage, and three-point field goal percentage
- Played a career-high 34 minutes in the win over the Bucs as he finished the game with nine points, five rebounds and three steals
- Put in 21 minutes off the bench at Radford (5 points, 4 rebounds)
- Was in double-figures back-to-back games after 12 off the bench vs. Mercer
- Finished the game 4-for-5 from three and is now 10-of-17 the last two games
- Scored 15 of his career-high 18 points in the second half of the loss at FSU
- Was 6-for-12 behind the arc, setting a career-best for made threes in a single-game
- Ranked 8th in the Big South with 1.9 threes per game
- Posted six points, six rebounds vs. Bob Jones
- In the seven games he's hit multiple threes he's a combined 36-for-73 (49%)
- In games he's hit one or fewer threes he's a combined 6-for-47
- Has multiple threes in back-to-back games five times this season
- Has 10 games with multiple threes, Eagles 8-2 in those games
- Has six or more rebounds in five games and at least four or more in 12 games
- Transfer from Old Dominion where he played in 32 games last season with seven starts
- Was second on the team with 42 three-pointers made
- Named Most Efficient Player on the AAU Under Armour Circuit for Team Charlotte
- Led Combine Academy to a state title in 2020 (North Carolina)
- Led Davidson Day to a state tile in 2019 (North Carolina)

| Opponent | Date | gs | min | Total | | 3-Pointers | | Free throws | | Rebounds | | | | | | | | | | | |
|-------------------|----------|----|-----|--------|------|------------|------|-------------|-------|----------|-----|-----|-----|----|----|-----|-----|-----|-----|------|--|
| | | | | fg-fga | pct | 3fg-fga | pct | ft-fga | pct | off | def | tot | avg | pf | a | t/o | blk | stl | pts | avg | |
| PIEDMONT | 11/04/24 | | 15 | 6-11 | .545 | 4-8 | .500 | 0-0 | .000 | 1 | 3 | 4 | 4.0 | 1 | 0 | 0 | 0 | 0 | 16 | 16.0 | |
| LITTLE ROCK | 11/09/24 | * | 24 | 2-8 | .250 | 2-7 | .286 | 2-2 | 1.000 | 2 | 4 | 6 | 5.0 | 1 | 1 | 2 | 0 | 0 | 8 | 12.0 | |
| at Virginia Tech | 11/11/24 | * | 24 | 0-8 | .000 | 0-8 | .000 | 0-0 | .000 | 1 | 6 | 7 | 5.7 | 1 | 2 | 0 | 0 | 0 | 0 | 8.0 | |
| WILLIAM & MARY | 11/15/24 | * | 30 | 6-11 | .545 | 4-9 | .444 | 0-0 | .000 | 0 | 6 | 6 | 5.8 | 1 | 1 | 0 | 0 | 1 | 16 | 10.0 | |
| GA. SOUTHERN | 11/16/24 | * | 29 | 2-6 | .333 | 1-5 | .200 | 0-2 | .000 | 0 | 6 | 6 | 5.8 | 2 | 1 | 0 | 1 | 2 | 5 | 9.0 | |
| N.C. CENTRAL | 11/17/24 | * | 21 | 0-5 | .000 | 0-3 | .000 | 0-0 | .000 | 0 | 4 | 4 | 5.5 | 0 | 1 | 1 | 1 | 0 | 0 | 7.5 | |
| at Louisville | 11/22/24 | | 22 | 1-6 | .167 | 1-6 | .167 | 2-2 | 1.000 | 1 | 3 | 4 | 5.3 | 0 | 0 | 2 | 0 | 1 | 5 | 7.1 | |
| LIU | 11/25/24 | | 20 | 3-8 | .375 | 2-5 | .400 | 0-0 | .000 | 0 | 5 | 5 | 5.3 | 3 | 2 | 1 | 0 | 2 | 8 | 7.3 | |
| AVERETT | 11/27/24 | | 18 | 4-8 | .500 | 3-7 | .429 | 0-0 | .000 | 0 | 1 | 1 | 4.8 | 0 | 1 | 1 | 1 | 1 | 11 | 7.7 | |
| at Queens (NC) | 12/03/24 | | 16 | 1-4 | .250 | 0-2 | .000 | 0-0 | .000 | 1 | 2 | 3 | 4.6 | 1 | 0 | 1 | 0 | 0 | 2 | 7.1 | |
| COASTAL CAROLINA | 12/07/24 | | 10 | 1-4 | .250 | 1-3 | .333 | 0-0 | .000 | 1 | 0 | 1 | 4.3 | 3 | 0 | 1 | 0 | 0 | 3 | 6.7 | |
| BOB JONES | 12/12/24 | | 16 | 2-7 | .286 | 2-6 | .333 | 0-0 | .000 | 2 | 4 | 6 | 4.4 | 1 | 3 | 2 | 0 | 0 | 6 | 6.7 | |
| at Florida St. | 12/17/24 | | 23 | 6-12 | .500 | 6-12 | .500 | 0-0 | .000 | 1 | 4 | 5 | 4.5 | 0 | 0 | 4 | 0 | 2 | 18 | 7.5 | |
| MERCER | 12/21/24 | | 20 | 4-5 | .800 | 4-5 | .800 | 0-1 | .000 | 0 | 4 | 4 | 4.4 | 3 | 2 | 0 | 0 | 1 | 12 | 7.9 | |
| at Indiana | 12/29/24 | | 12 | 0-3 | .000 | 0-3 | .000 | 0-0 | .000 | 0 | 1 | 1 | 4.2 | 1 | 0 | 0 | 0 | 0 | 0 | 7.3 | |
| USC UPSTATE | 01/02/25 | | 11 | 0-2 | .000 | 0-2 | .000 | 0-0 | .000 | 0 | 3 | 3 | 4.1 | 1 | 0 | 1 | 0 | 0 | 0 | 6.9 | |
| at Radford | 01/04/25 | | 21 | 2-5 | .400 | 1-3 | .333 | 0-0 | .000 | 3 | 1 | 4 | 4.1 | 2 | 0 | 1 | 0 | 0 | 5 | 6.8 | |
| at Gardner-Webb | 01/08/25 | | 6 | 0-1 | .000 | 0-1 | .000 | 0-0 | .000 | 0 | 0 | 0 | 3.9 | 0 | 0 | 0 | 0 | 0 | 0 | 6.4 | |
| LONGWOOD | 01/11/25 | | 18 | 2-6 | .333 | 1-4 | .250 | 0-0 | .000 | 1 | 3 | 4 | 3.9 | 0 | 1 | 0 | 0 | 1 | 5 | 6.3 | |
| CHARLESTON SO. | 01/15/25 | | 34 | 3-6 | .500 | 2-4 | .500 | 1-2 | .500 | 1 | 4 | 5 | 4.0 | 3 | 1 | 1 | 0 | 3 | 9 | 6.5 | |
| at UNC Asheville | 01/18/25 | | 30 | 8-12 | .667 | 7-10 | .700 | 1-1 | 1.000 | 0 | 3 | 3 | 3.9 | 3 | 0 | 0 | 0 | 1 | 24 | 7.3 | |
| at High Point | 01/25/25 | | 19 | 1-5 | .200 | 0-3 | .000 | 0-0 | .000 | 0 | 3 | 3 | 3.9 | 0 | 0 | 1 | 1 | 1 | 2 | 7.0 | |
| PRESBYTERIAN | 01/29/25 | | 10 | 1-3 | .333 | 1-3 | .333 | 0-0 | .000 | 0 | 1 | 1 | 3.7 | 0 | 1 | 1 | 0 | 0 | 3 | 6.9 | |
| GARDNER-WEBB | 02/01/25 | | 13 | 0-0 | .000 | 0-0 | .000 | 3-3 | 1.000 | 0 | 0 | 0 | 3.6 | 0 | 1 | 0 | 0 | 0 | 3 | 6.7 | |
| at Charleston So. | 02/05/25 | | 20 | 1-5 | .200 | 0-4 | .000 | 0-0 | .000 | 0 | 1 | 1 | 3.5 | 1 | 0 | 1 | 1 | 0 | 2 | 6.5 | |
| Totals | | 5 | 482 | 56-151 | .371 | 42-123 | .341 | 9-13 | .692 | 15 | 72 | 87 | 3.5 | 28 | 18 | 21 | 5 | 16 | 163 | 6.5 | |

Games played: 25
Minutes/game: 19.3
Points/game: 6.5
FG Pct: 37.1
3FG Pct: 34.1
FT Pct: 69.2

Rebounds/game: 3.5
Assists/game: 0.7
Turnovers/game: 0.8
Assist/turnover ratio: 0.9
Steals/game: 0.6
Blocks/game: 0.2

| | | | | Field Goals | | 3-Point | | F-Throws | | Rebounds | | | | | | | | Scoring | | |
|---------------|------|-------|-----------|-------------|------|----------|------|----------|------|----------|-----|-----|-----|-------|----|----|-----|---------|-----|-----|
| SEASON | TEAM | GP-GS | MIN/AVG | FG-FGA | FG% | 3FG-3FGA | 3FG% | FT-FTA | FT% | OFF | DEF | TOT | AVG | PF-FO | A | TO | BLK | STL | PTS | AVG |
| 2022-23 | ODU | 27-9 | 323/12.0 | 26-74 | .351 | 21-63 | .333 | 4-9 | .444 | 13 | 26 | 39 | 1.4 | 20-0 | 5 | 6 | 3 | 10 | 77 | 2.9 |
| 2023-24 | ODU | 32-3 | 632/19.8 | 56-158 | .354 | 42-124 | .339 | 7-12 | .583 | 23 | 50 | 73 | 2.3 | 28-0 | 20 | 11 | 2 | 12 | 161 | 5.0 |
| 2024-25 | Win | 25-5 | 481/19.2 | 56-151 | .371 | 42-123 | .341 | 9-13 | .692 | 15 | 72 | 87 | 3.5 | 28-0 | 18 | 21 | 5 | 16 | 163 | 6.5 |
| TOTAL FOR Win | | 25-5 | 481/19.2 | 56-151 | .371 | 42-123 | .341 | 9-13 | .692 | 15 | 72 | 87 | 3.5 | 28-0 | 18 | 21 | 5 | 16 | 163 | 6.5 |
| TOTAL | | 84-17 | 1436/17.1 | 138-383 | .360 | 105-310 | .339 | 20-34 | .588 | 51 | 148 | 199 | 2.4 | 76-0 | 43 | 38 | 10 | 38 | 401 | 4.8 |